



# Real Estate **LARGE**

# About StrategicERP



StrategicERP develops and delivers innovative **ERP solutions** specifically designed for the **Real Estate** and **Infrastructure** industry. It is a **web** and **mobile** based application **built by IITians** on proprietary **J2FX** framework.

An **AI-powered single-window** solution to automate all business processes, it ensures optimum utilization of resources, operational efficiency, and increased **productivity** and **revenue** to keep pace with changing times.

StrategicERP is racing ahead of branded traditional systems in the market owing to its technological breakthroughs, **lower costs**, multi-platform **compatibility** and cross database.

StrategicERP has **1000+ clients** across the **globe**. Some of our esteemed clients are: Phoenix Group, DS Max Properties, Paradise Group, Hiranandani Hospital, Nathani Group, Sangini Group, Hombale Group, NRP Projects, Vishwa Samudra, Vishal Infrastructure, Raj Infrastructure, Nikhil Group, RMK Infrastructure, Kundan Spaces and many more.



# StrategicERP Moments



# What is Real Estate Large ?



Our **award-winning Real Estate Software** has been trusted by business leaders since **2005**, loved for its **AI-powered** features, and implemented for its proven success in increasing **productivity** and **revenue**.

Real Estate Large helps you manage **core business functions**:

- Project Engineering
- Site Management
- Purchase Management
- Contract Management
- Sales & Pre-sales Management
- Financial Management
- Statutory Management
- Budget Management
- HR and Payroll Management

Integration with **innovative technologies** for real estate management:

- Voice commands
- Digital media integration
- Biometrics and Face ID
- HR voice assistant
- IoT integration
- Low code/ No code programming
- Multiple third-party integrations
- GIS management
- Mobile apps



To-do Task  
Management



Administration



HR and Payroll



Contractors  
Management



Purchase  
Management



Sites Management



Financial  
Management



Statutory  
Management



Budget  
Management



Pre - Sales



Sales Management

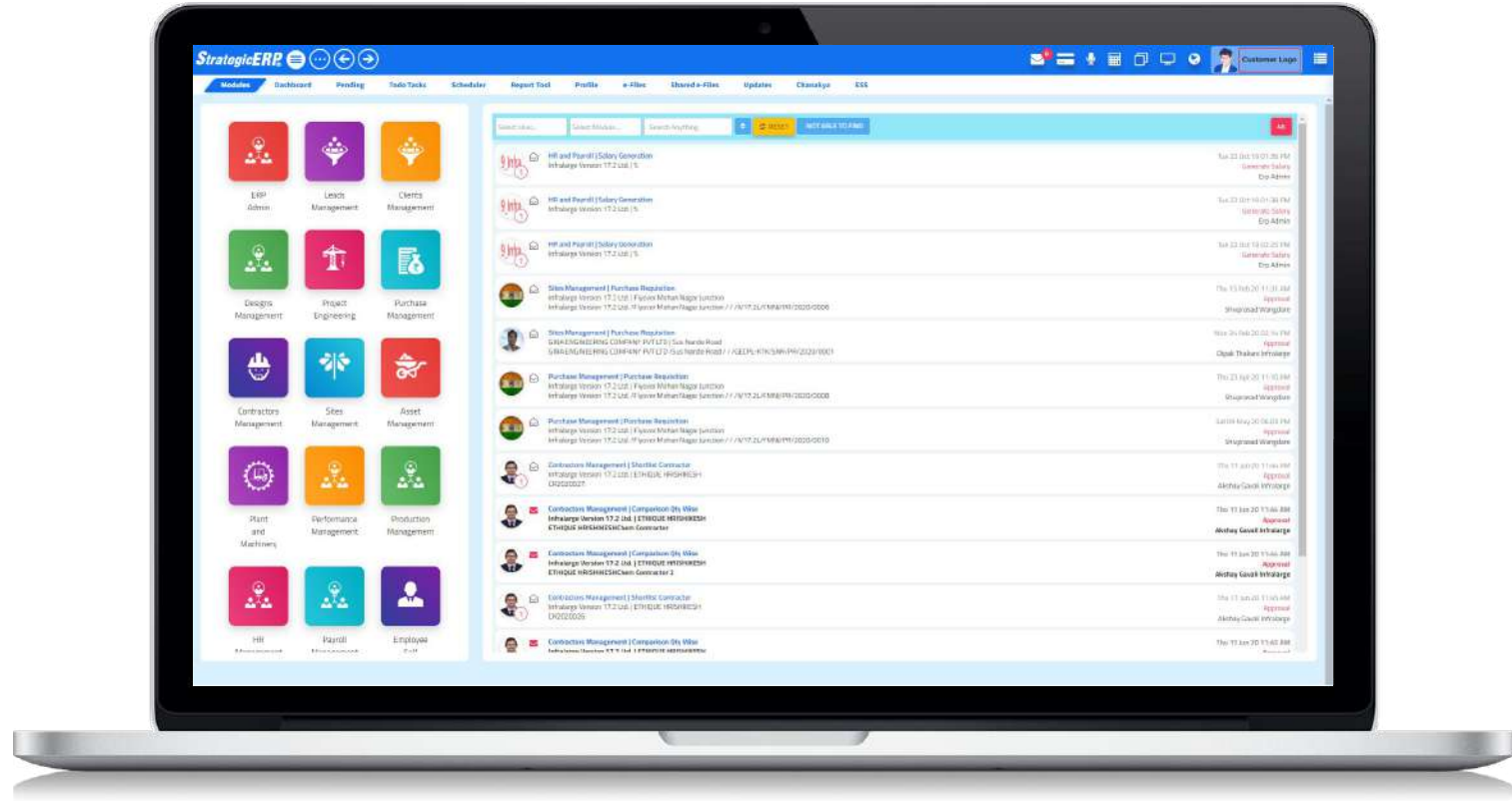


Project Engineering



**StrategicERP**<sup>®</sup>  
Power of Technology Developed by IITians










# Real Estate Large Menu Screen - Modules



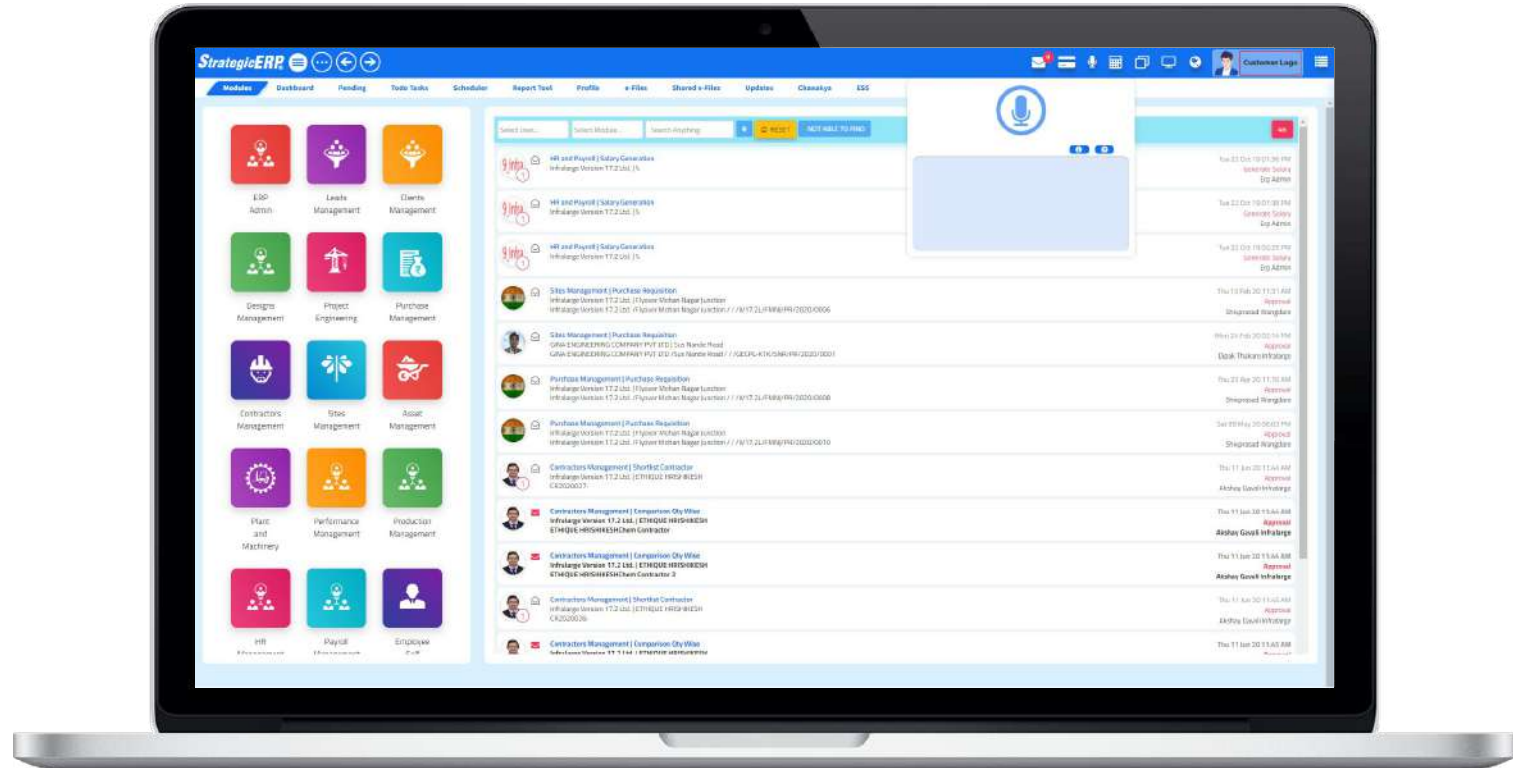
# Advanced Features



## AI and Machine Learning Technology

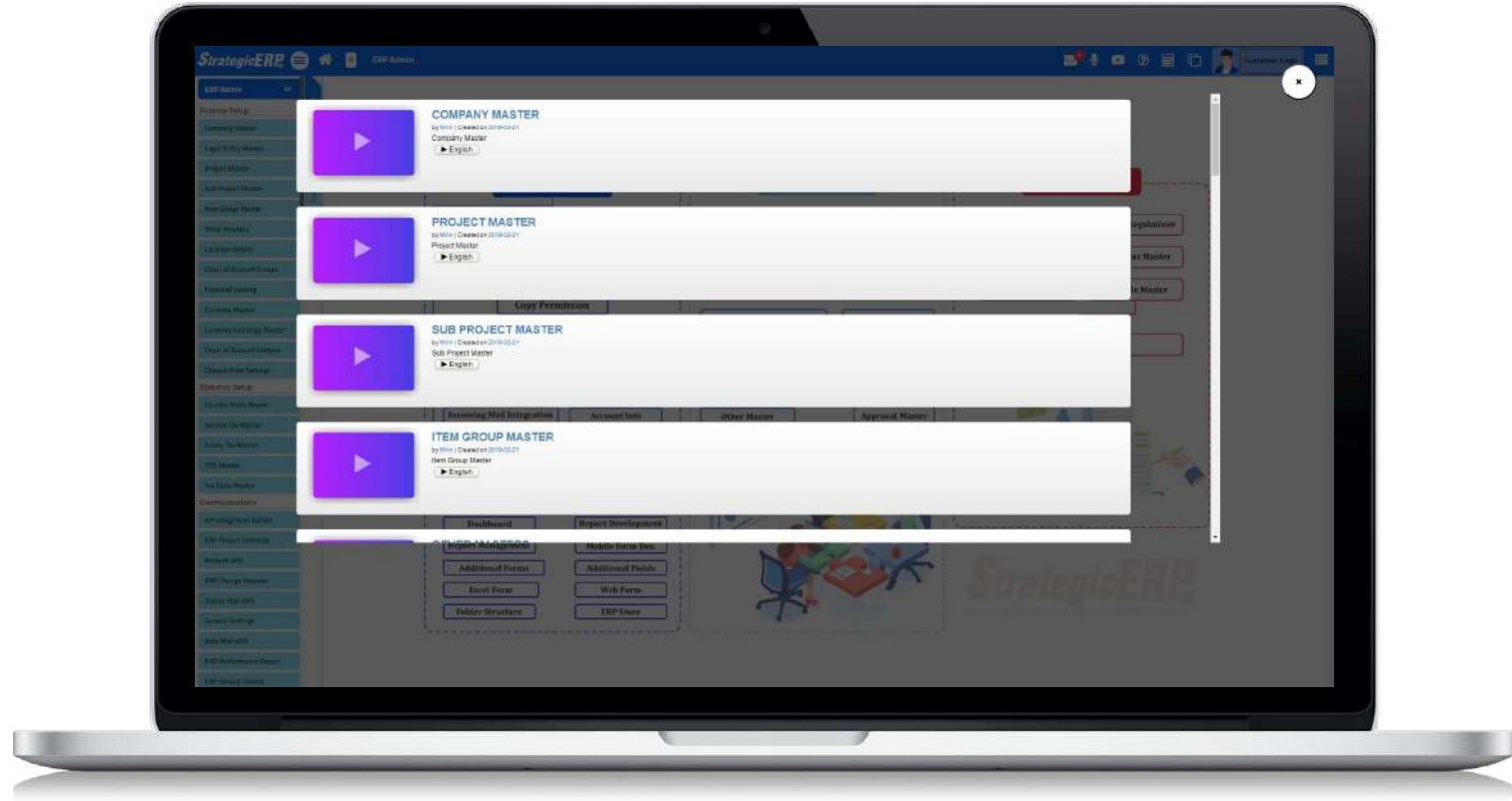
-  Mail Conversation
-  Voice Command
-  Dashboards
-  Calculator
-  Multiple Tab
-  Background Option
-  Multiple Language
-  User Profile
-  ERP User Chat

# Voice Search – Conversational User Interface for Instant Details

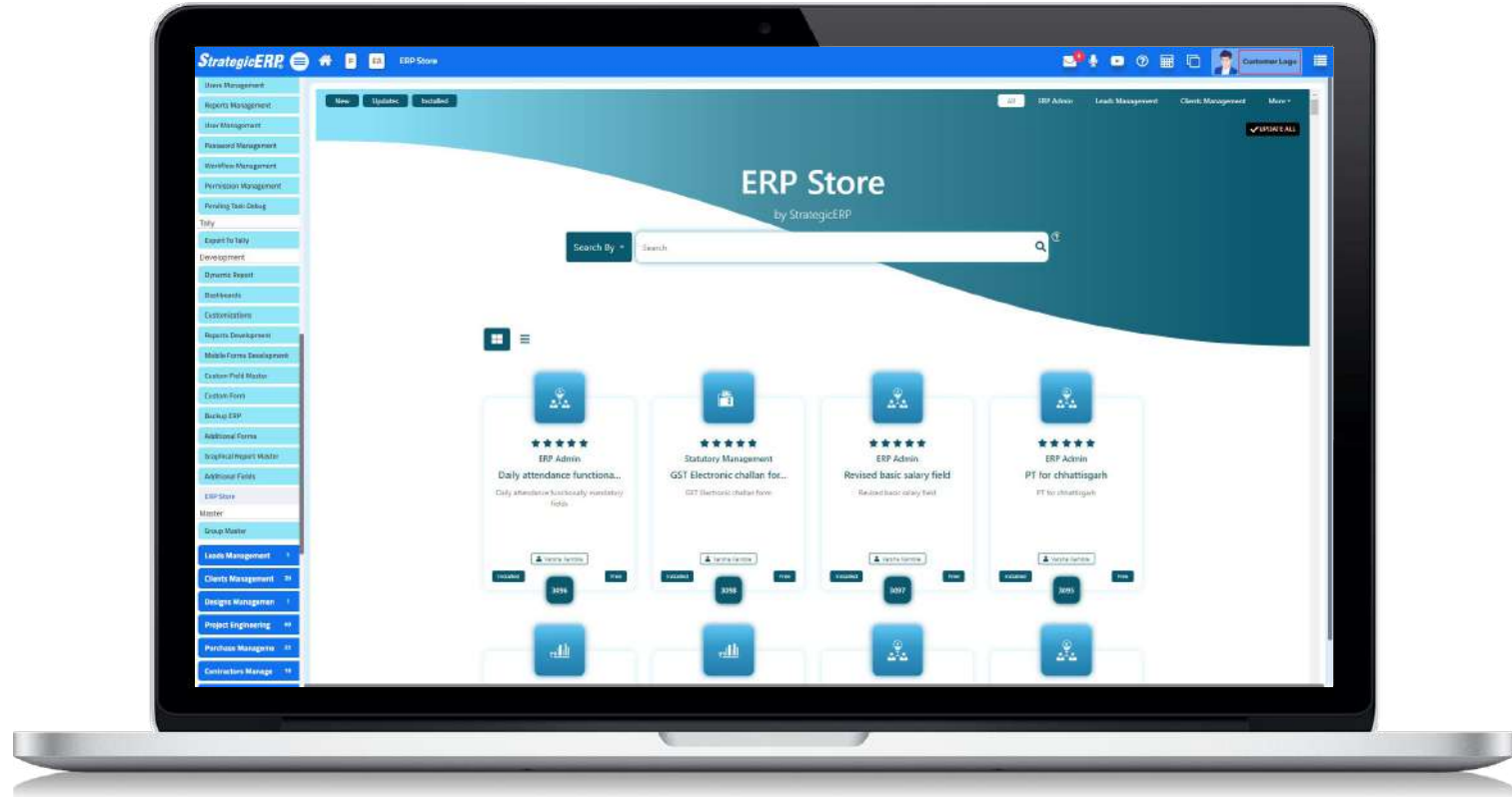




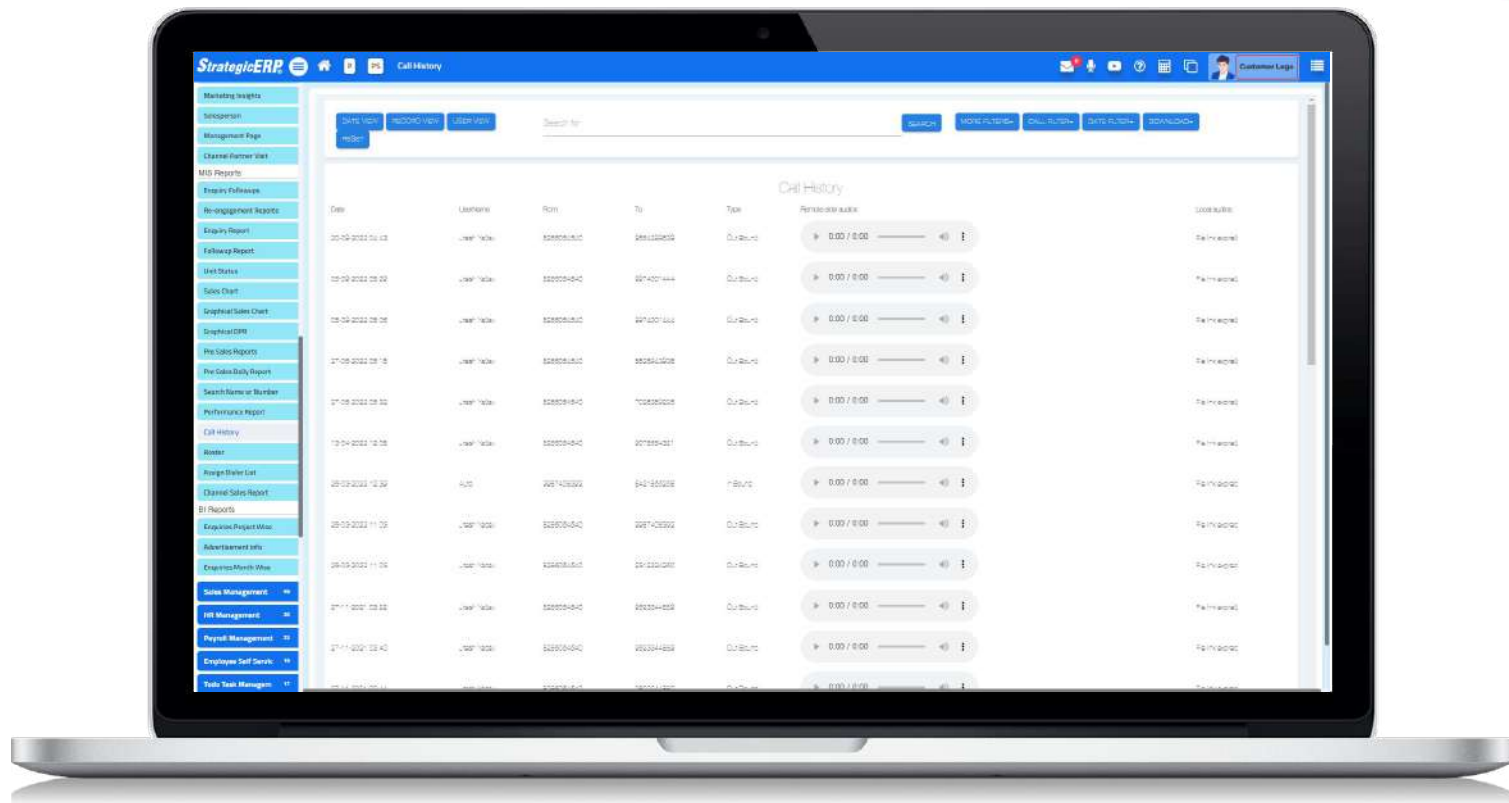
# Video Tutorials – Easy to Learn with Online Tutorials




# ERP Store – Install and Update new Developments



# Click to Call – Call Register with Click-to-Call Integration



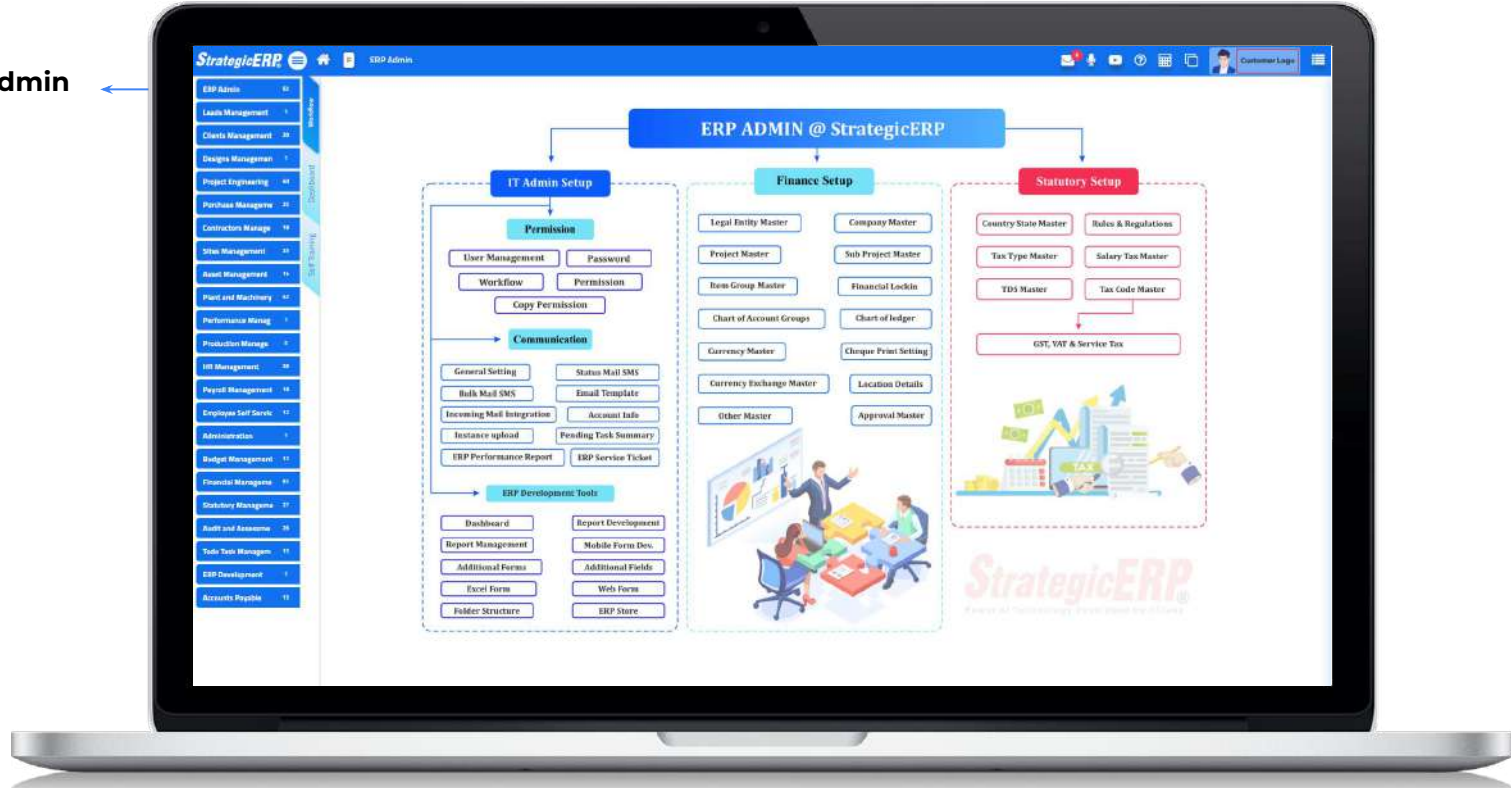
Sr . No.	Module Name	Dashboard Reports	No. Of Forms	No. Of Print Reports	No. Of MIS Reports
1	ERP Admin	1	47	35	0
2	Financial Management	10	16	37	32
3	Statutory Management	6	42	37	0
4	Budget Management	0	6	13	7
5	Pre Sales	13	22	15	12
6	Sales Management	7	31	18	14
7	Project Engineering	6	31	23	8
8	Site Management	9	16	12	8
9	Purchase Management	8	14	11	14
10	Contractors Management	4	16	15	4
11	Lease & Rent		32	32	12
12	HR and Payroll	0	37	17	4
13	Employee Self Service	0	12	14	3
14	Administration	8	12	12	7
15	Todo Task Management	0	11	9	2



# Real Estate Large Module Flow | ERP Admin



ERP Admin

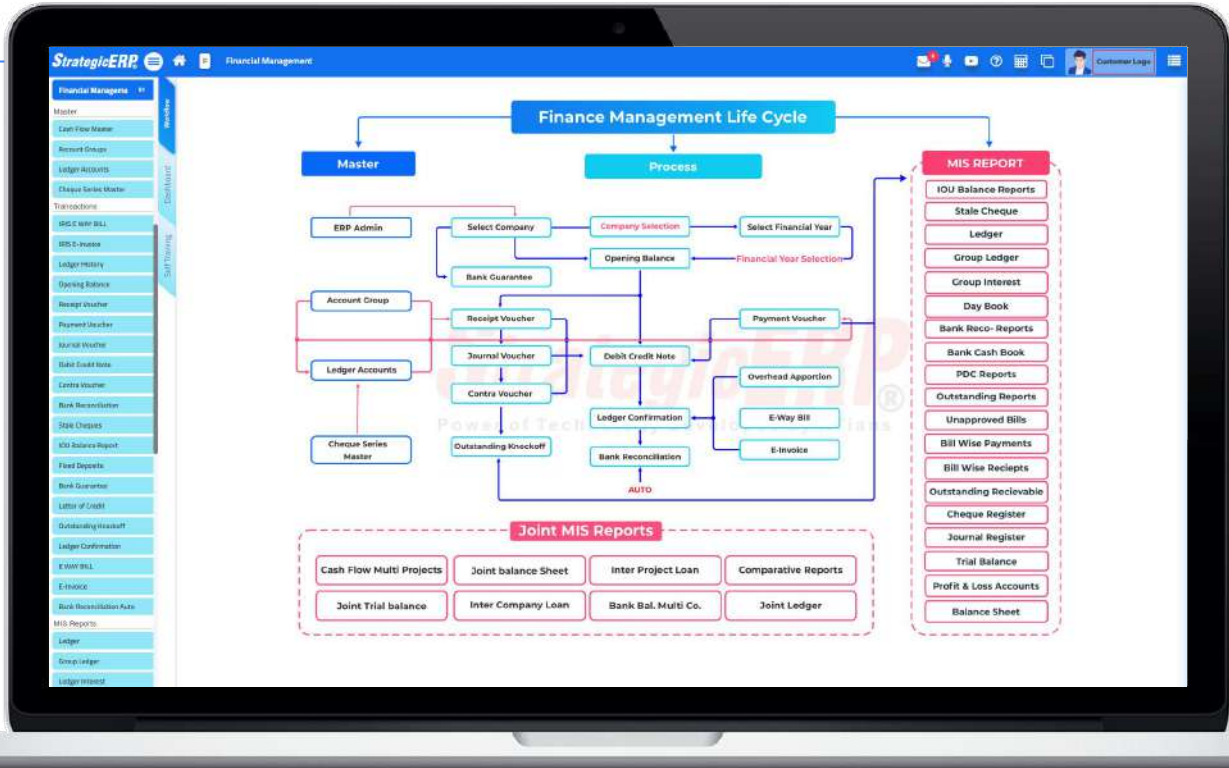


# Real Estate Large Module Flow | Financial Management



Financial  
management

Manage Ledger  
Accounts, Group  
Ledger, Trial  
Balance, Profit &  
Loss account,  
Balance sheet and  
Day Book



# MIS Reports | Financial Management



## Joint Trial Balance Report



### Other Critical Reports

- Bank Reconciliation
- Ledger Confirmation
- Balance Sheet

**StrategicERP** | Joint Trial Balance | Debi Info Pvt. Ltd. | Change Company

Legal Entity Names: Debi  
Name of Companies: Debi Info Pvt. Ltd.  
Name of Projects: %  
FY: 2022-23  
Start Date: 01/04/2022 | End Date: 31/03/2023  
Print Level: 1

Particulars	Opening Balance	Dr	Cr	Closing Balance
DL509-Sachin Ray	0.00 Dr	27,452.00	1,20,079.00	92,625.00 Cr
DL510-Jibhya Ray	0.00 Dr	95,984.00	1,93,748.00	4,98,564.00 Cr
DL511-Divya Kumari	0.00 Dr	0.00	5,417.00	5,417.00 Cr
RT001-Riju Tyagi	0.00 Dr	0.00	2,09,600.00	2,09,600.00 Cr
Not jake and co	0.00 Dr	25,900.00	0.00	25,900.00 Dr
Not maly and co	0.00 Dr	5,90,560.00	4,95,000.00	95,560.00 Dr
not mayya and co	0.00 Dr	94,900.00	94,900.00	0.00 Dr
Teel Naveen Itagi and co.	0.00 Dr	3,47,384.00	72,940.00	2,74,444.00 Dr
not Naha and co	0.00 Dr	6,79,440.00	2,63,620.00	3,15,820.00 Dr
Cash In Hand	0.00 Dr	1,84,39,800.00	2,59,450.00	1,81,80,350.00 Dr
Fixed Assets	0.00 Dr	2,02,920.72	0.00	2,02,920.72 Dr
Current Assets	5,00,000.00 Dr	18,32,96,360.52	5,43,35,117.62	13,94,69,882.00 Dr
Current Liabilities	0.00 Dr	3,21,81,926.11	5,28,21,135.48	2,97,39,218.37 Cr
Equity and liabilities	0.00 Dr	3,01,247.28	5,87,567.86	2,86,320.58 Cr
Expenses	0.00 Dr	27,53,777.59	1,14,791.90	18,96,985.69 Dr
Revenue from operations	0.00 Dr	0.00	3,25,000.00	3,25,000.00 Cr
Sales Accounts	0.00 Dr	5,900.00	8,68,53,259.00	8,68,49,359.00 Cr
secured loans	0.00 Dr	19,800.00	0.00	19,800.00 Cr
Ungrouped Ledgers	5,05,000.00 Cr	2,59,41,151.88	1,78,82,598.24	75,73,443.64 Dr
WIP	0.00 Dr	6,97,443.00	4,900.00	6,93,543.00 Dr
Non Current Assets	0.00 Dr	0.00	1,42,000.00	1,42,000.00 Cr
Direct Expenses	0.00 Dr	22,790.00	0.00	22,790.00 Dr
Indirect Expenses	0.00 Dr	1,06,17,426.00	90,400.00	1,05,27,026.00 Dr
Profit & Loss A/c	1,000.00 Dr			
<b>Total</b>		<b>27,83,39,910.10</b>	<b>24,83,39,910.10</b>	

# Dashboard Reports | Financial Management

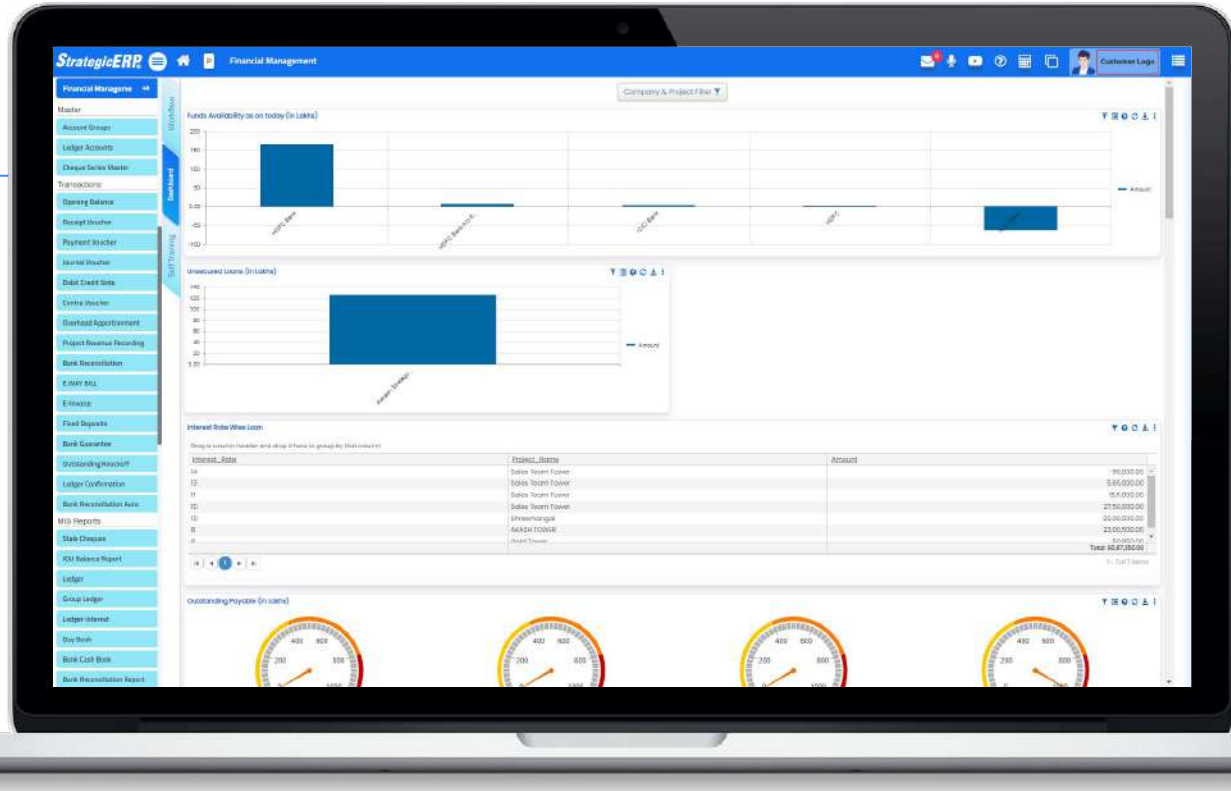


Outstanding  
Receivable



## Other Critical Reports

- Profit Loss Analysis
- Outstanding Payable
- Project-Wise Outstanding Payable
- Funds Availability



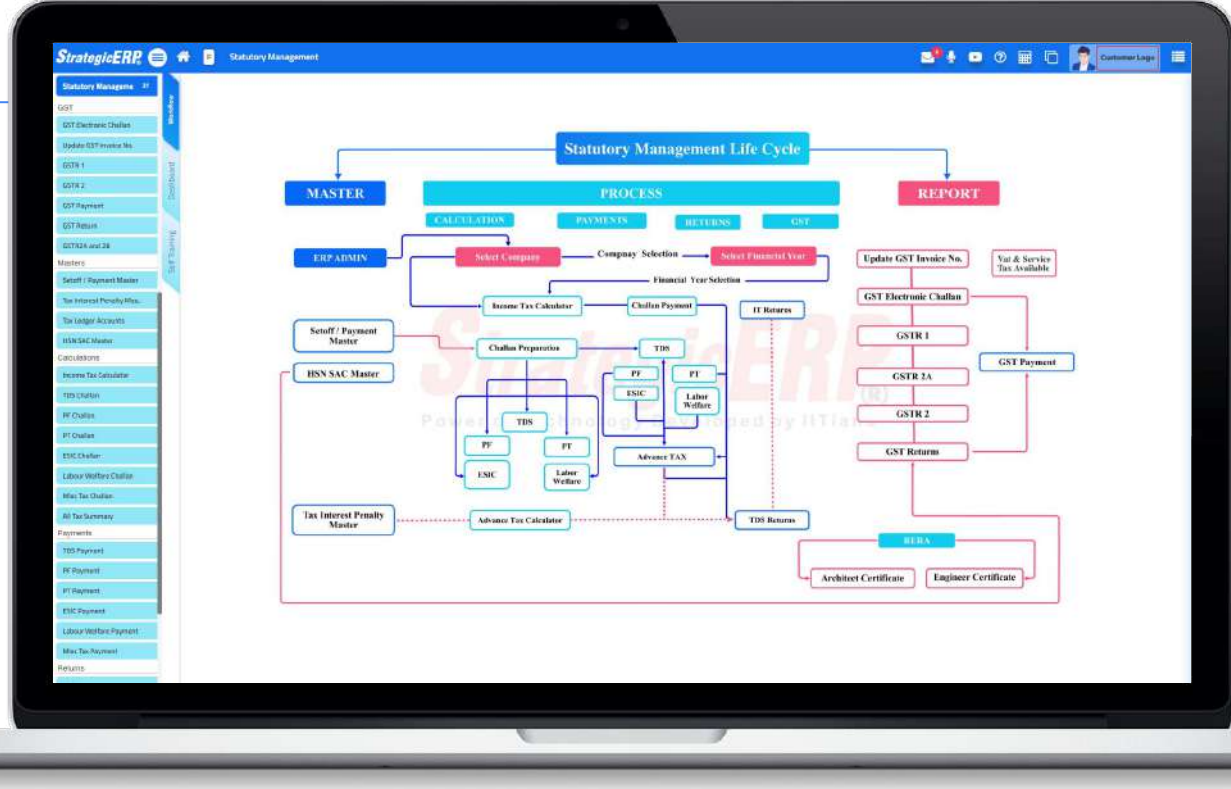


# Real Estate Large Module Flow | Statutory Management



## Statutory Management

Manage Income Tax, Advance Tax, Service Tax, VAT, TDS, PF, PT, and ESIC



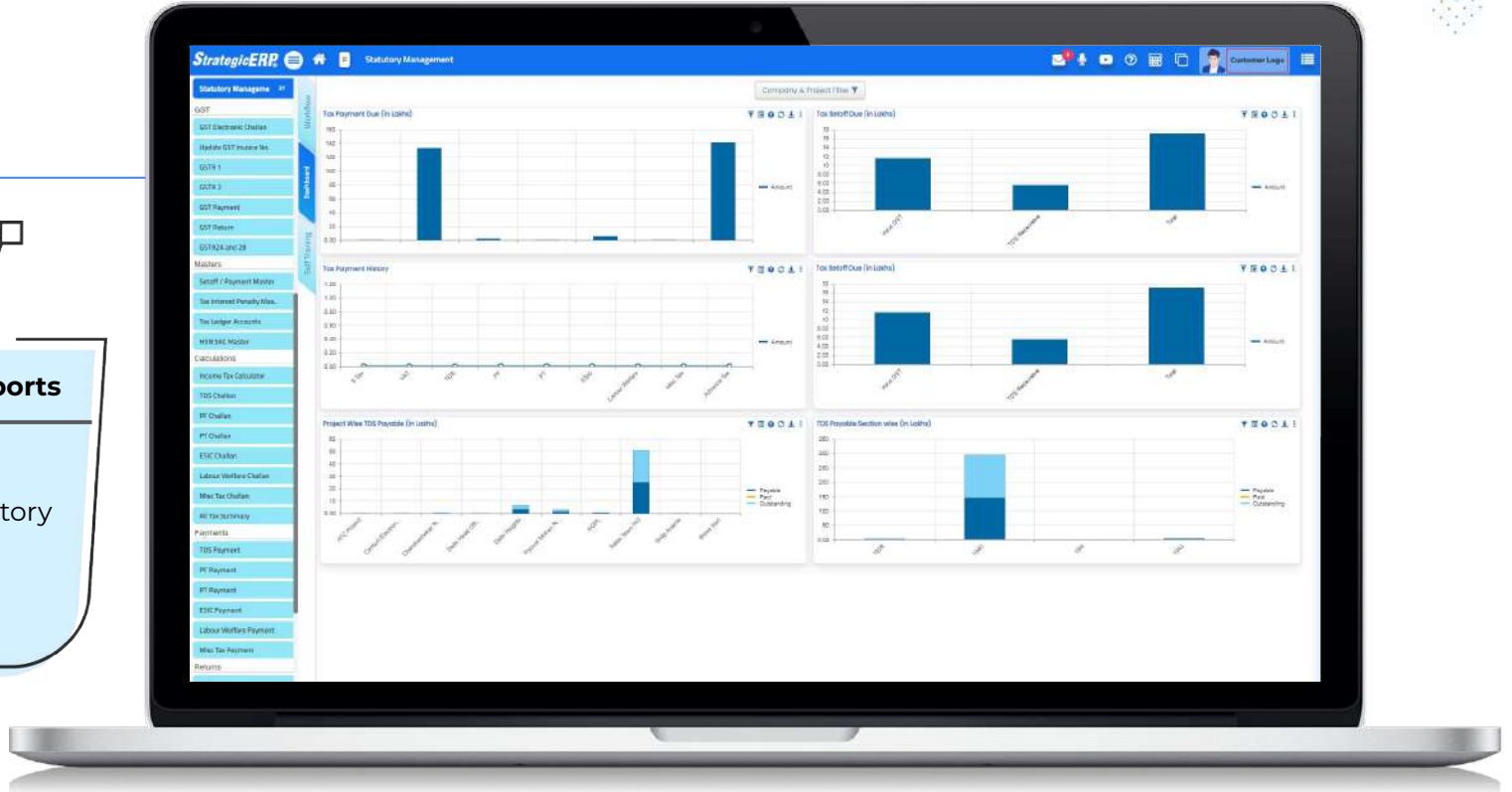
# Dashboard Reports | Statutory Management



Tax Payment Due

## Other Critical Reports

- Tax Setoff Due
- Tax Payment History
- Project-Wise Tax Summary

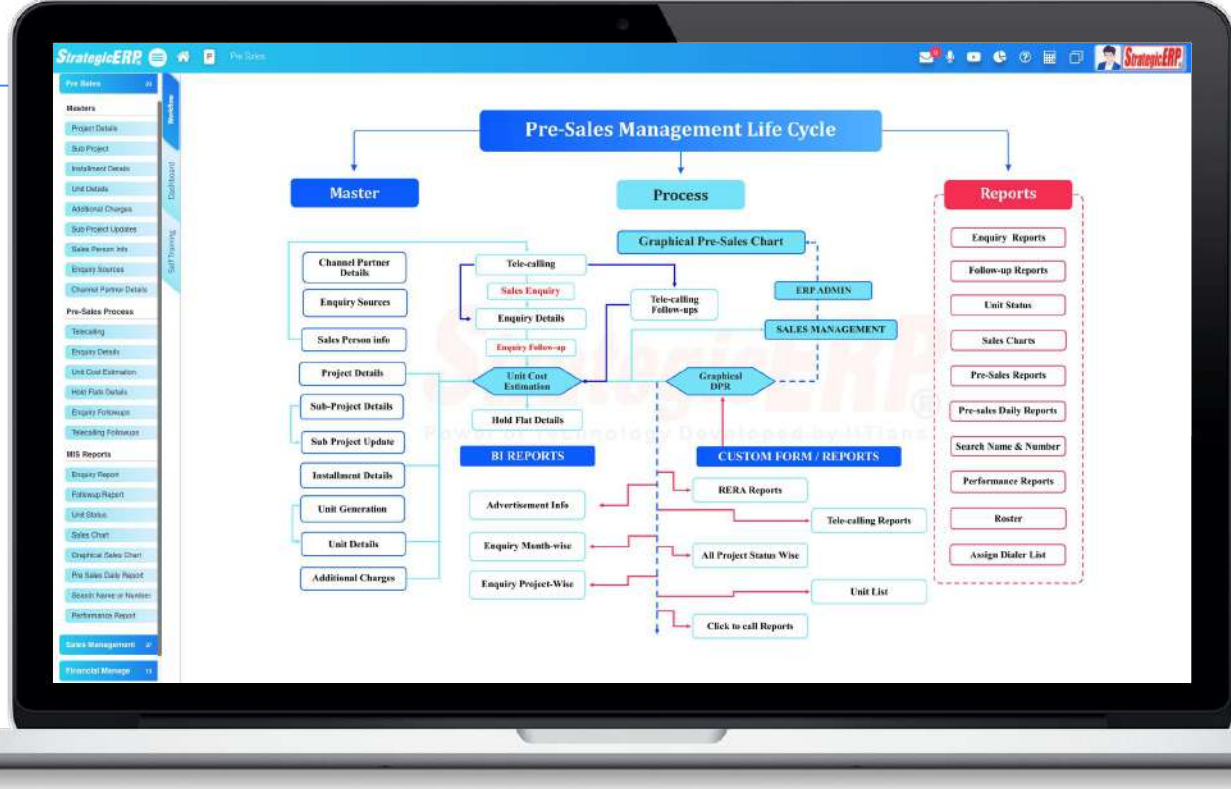


# Real Estate Large Module Flow | Pre Sales Management



Pre Sales

Manage Enquiry, Project Details, Sub Project Details, Unit Details, Additional Charges, Sales Person Info, Enquiry Source and more...

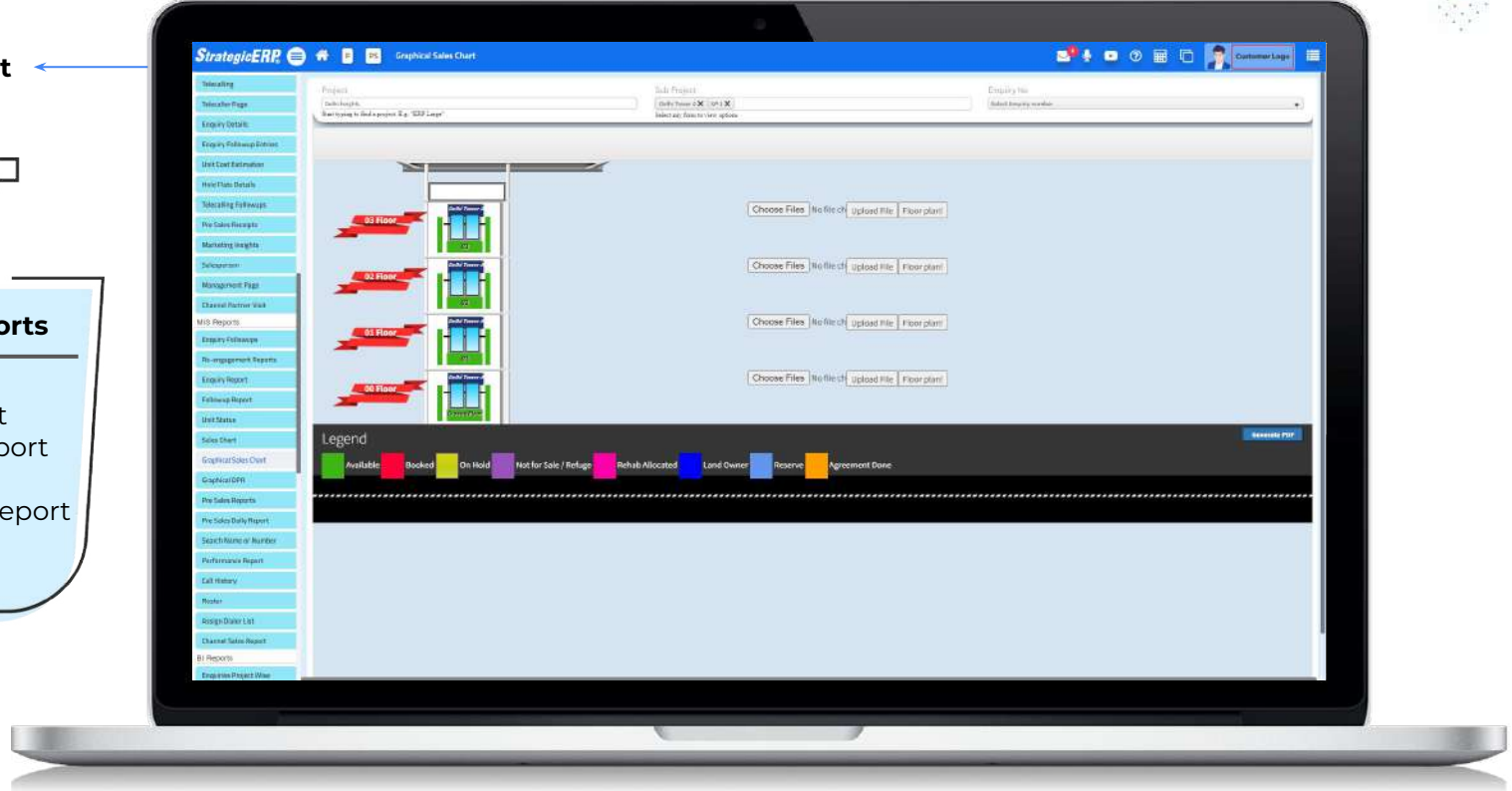


# MIS Reports | Pre Sales Management

## Graphical Sales Chart Report

### Other Critical Reports

- Enquiry Report
- Follow-up Report
- Performance Report
- Unit Status
- Pre-Sales Daily Report



# Dashboard Reports | Pre Sales Management

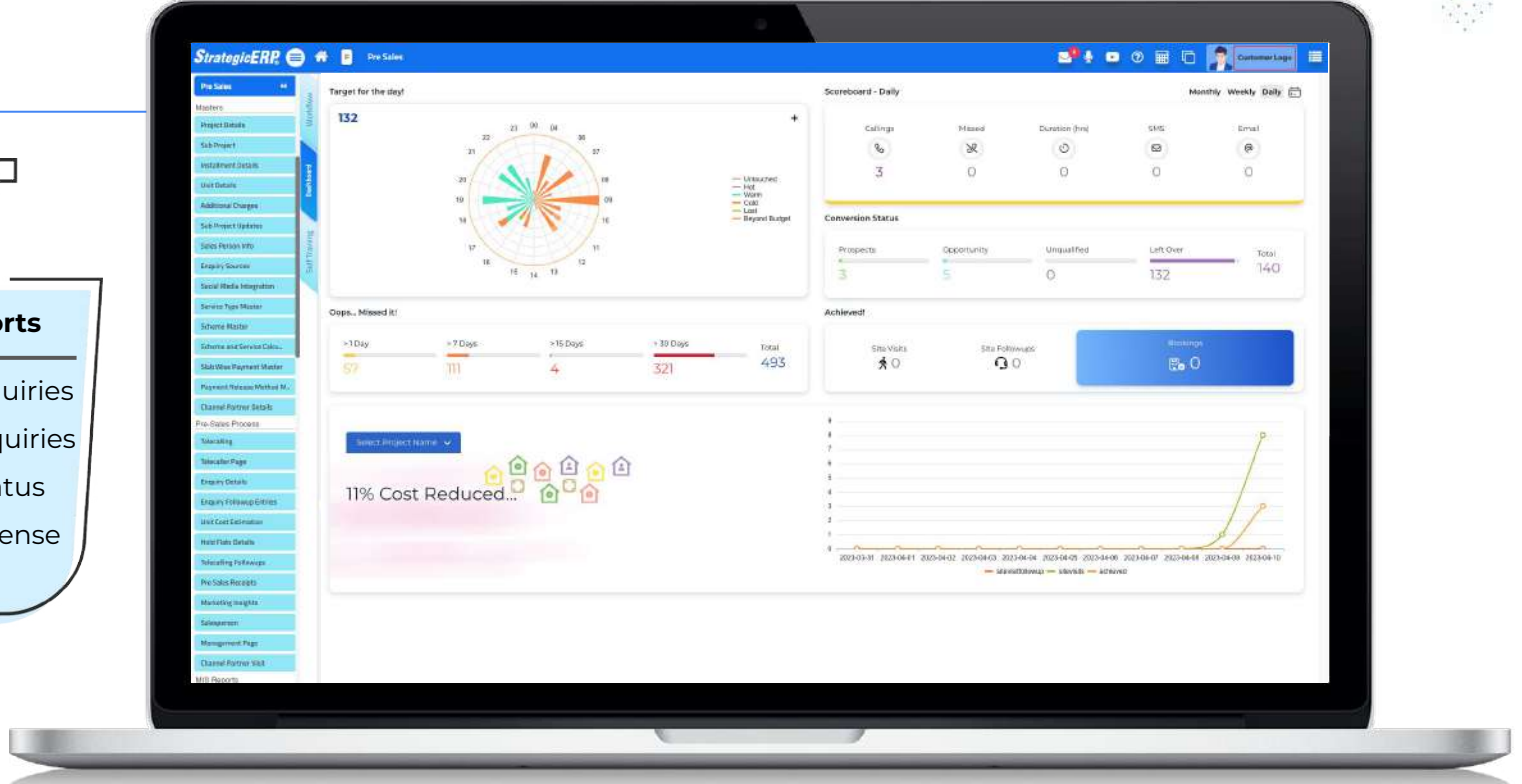


## Source-Wise Enquiries



## Other Critical Reports

- Source-Wise Enquiries
- Project-Wise Enquiries
- Sales Enquiry Status
- Source-Wise Expense

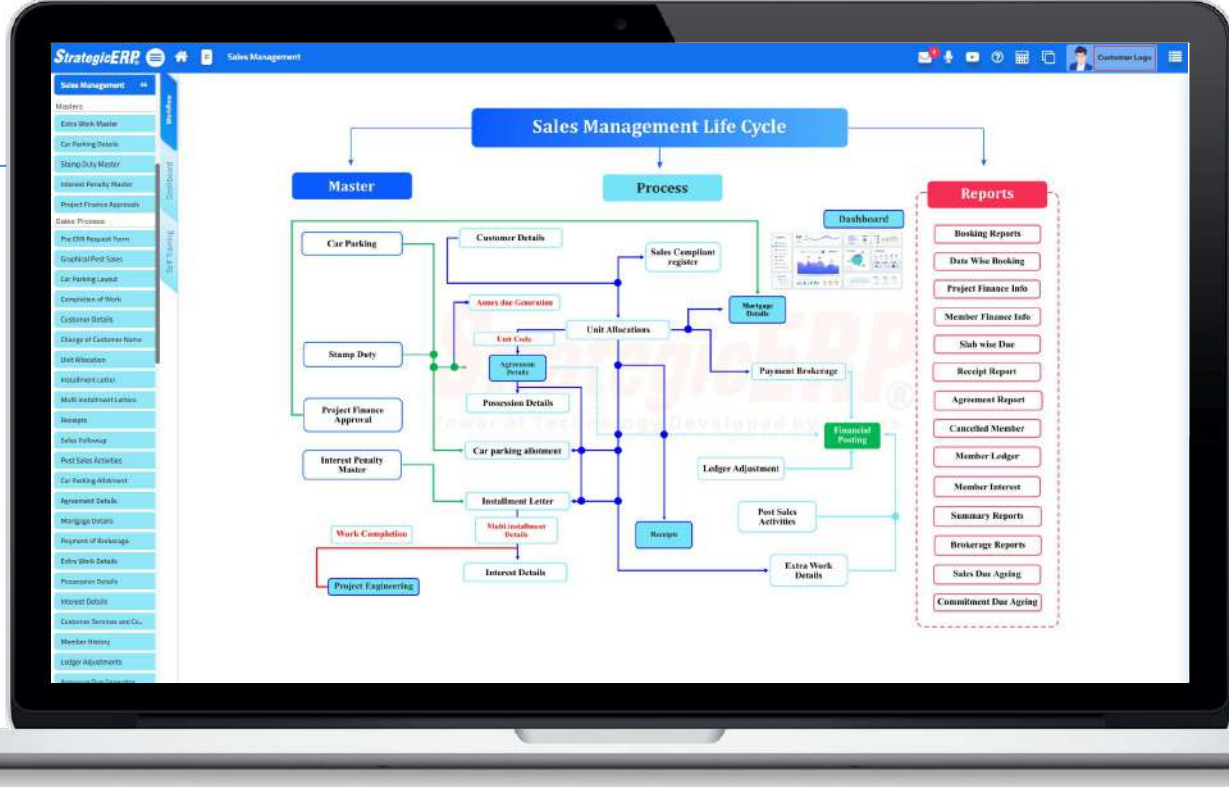


# Real Estate Large Module Flow | Sales Management



Sales

Manage Stamp Duty, Project Finance approvals Unit Allocation, Completion of Work, Installment Letter, Car Parking Allotment, Agreement Detail, Post Sales Activity and more...



# MIS Reports | Sales Management

## Booking Report

## Other Critical Reports

- Project finance Info
- Member Finance Info
- Slab-Wise Due
- Agreement Report
- Cancelled Members

The screenshot displays the StrategicERP Booking Report interface. The top navigation bar includes the StrategicERP logo, a home icon, a user profile icon, and a 'Customer Login' button. The main content area is titled 'Booking Report' and features a search filter with 'Page: 15' and a search button. Below the search filter, there is a table with the following columns: 

Slab	Member Code	Booking Date	Member Name	Booking Type	Source	Service Name	Broker Name	Broker No.	Unit Code	Floors	Unit No.	Sale Area (Sq. Feet)	Rate per SqFt	Discount	Sale Value	Other Charges Amount	Total Amount	Booking Party	Percentage Due	Settlement Due	Settlement Received	Inst. Balance	GST Due	GST Received	GST Balance	Total Received Amount
1	E-22-01-001	04/01/2023	Mia Sara	Fixed	Refund	Real Estate Refund			ABOT-0601-03	302		1000.00	8523.00	0.00	8523.00	1,000.00	95,253.00		85.00	88,19,200.00	9,32,400.00	78,86,800.00	8,18,304.00	0.00	8,18,304.00	9,32,400.00

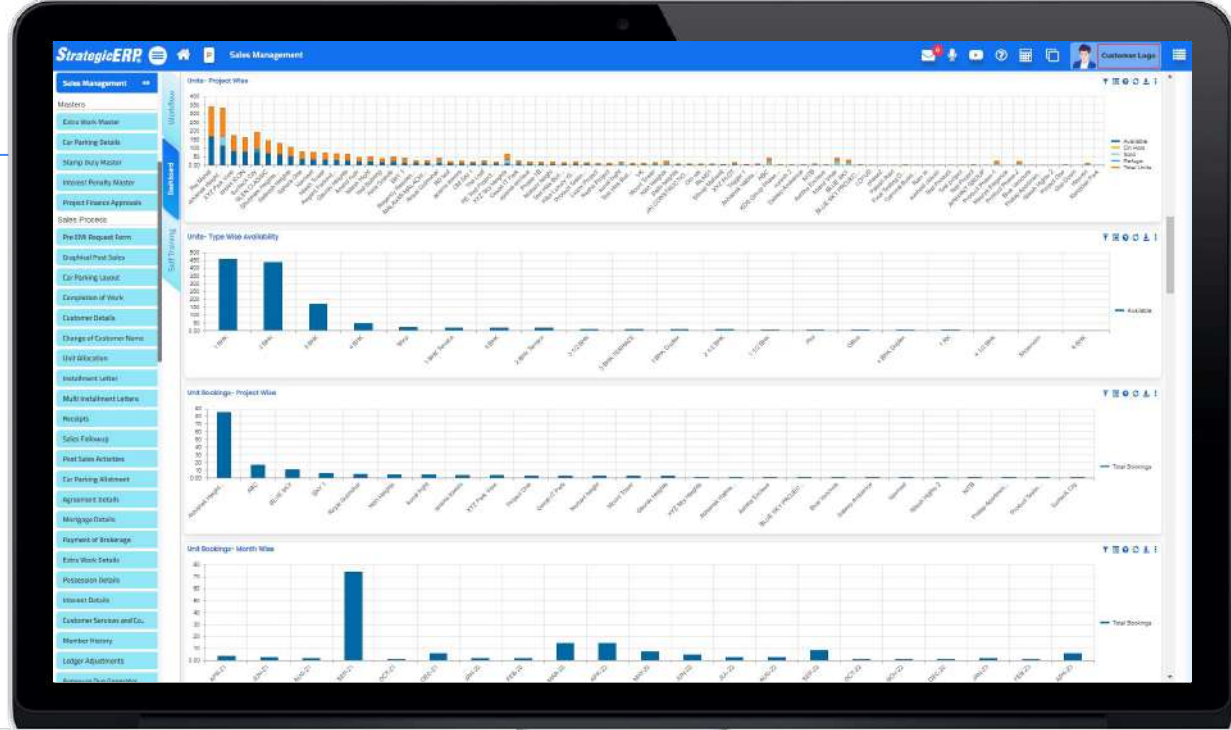
# Dashboard Reports | Sales Management



Project-wise Sales

## Other Critical Reports

- Unit Availability Status
- Project-Wise Receipts
- Project-Wise Units



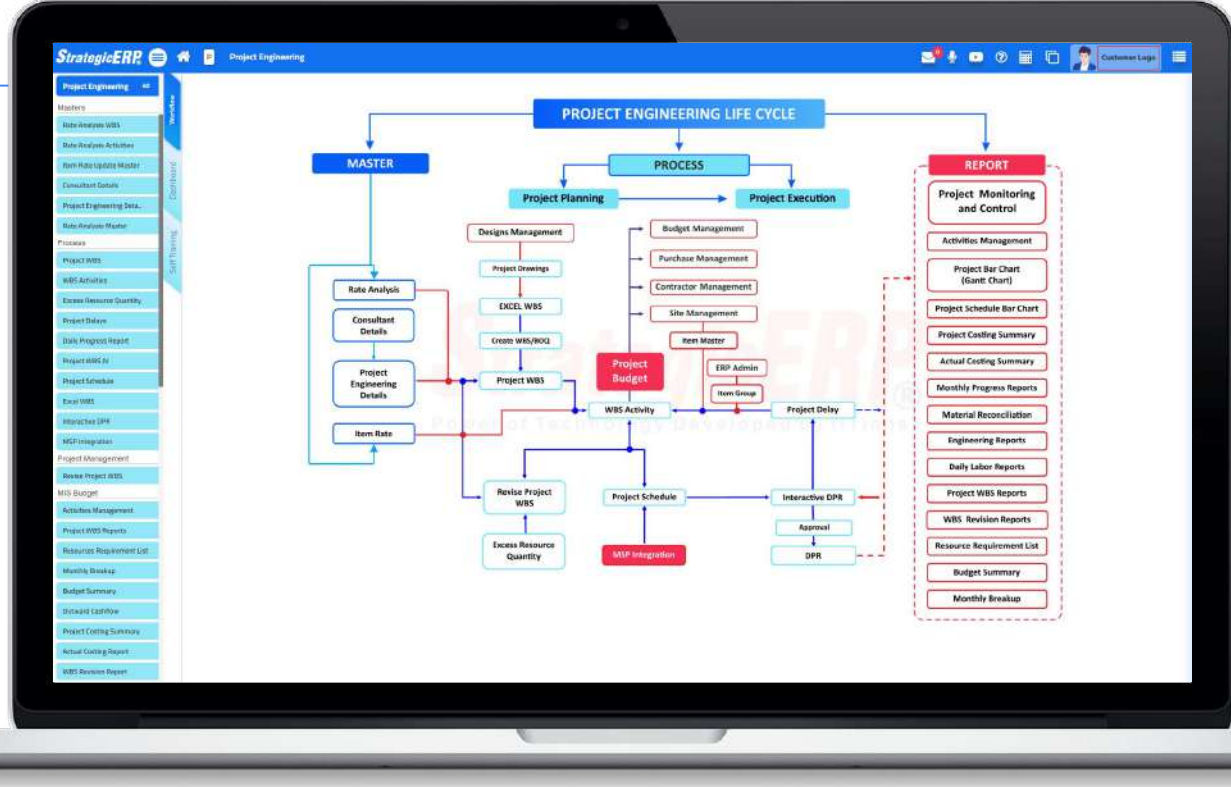


# Real Estate Large Module Flow | Project Engineering



## Project Engineering

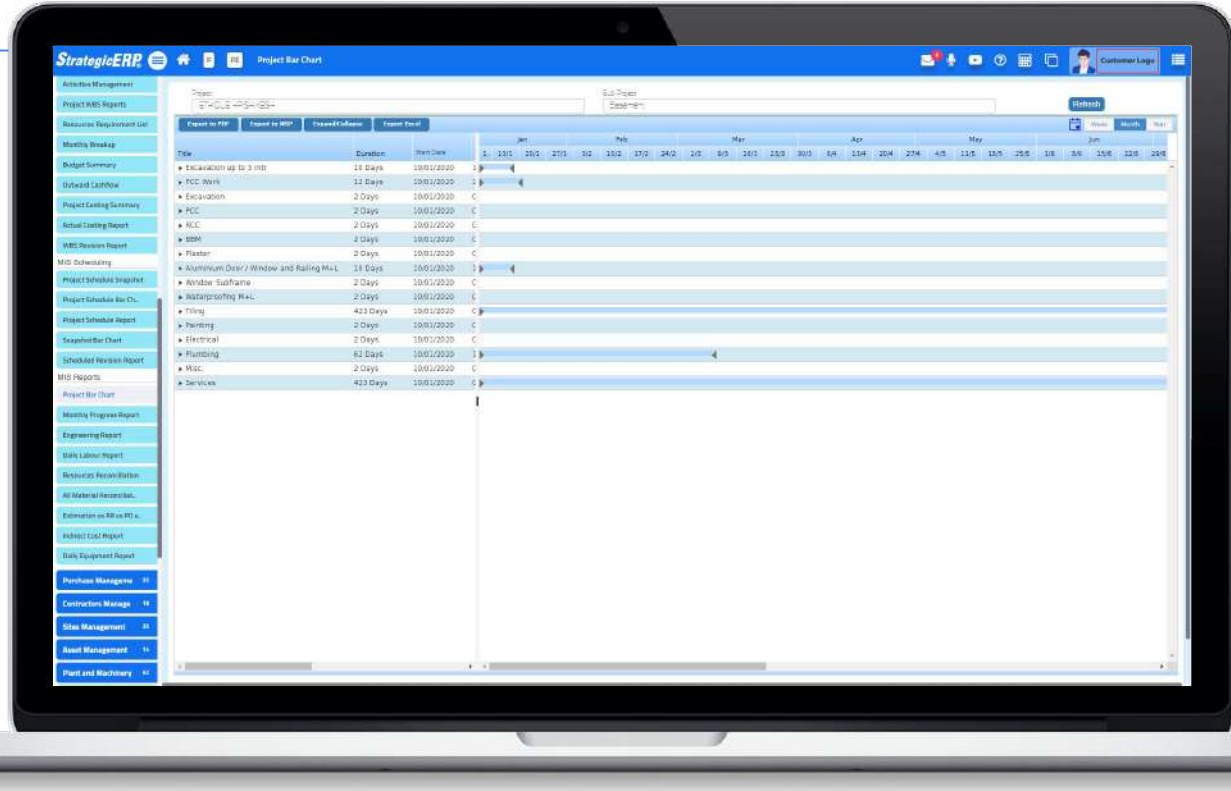
Manage Project Activities, Project Drawings, Project Delays, Graphical DPR, Activity Material, Labour Monthly Breakup, Budget Summary, and Outward Cash flow



# MIS Reports | Project Engineering



## Project Bar Chart



## Other Critical Reports

- Snapshot Bar Chart
- Engineering Report
- Daily Labour Report
- Thumb Rule Report
- Abstract Summary
- Material Reconciliation

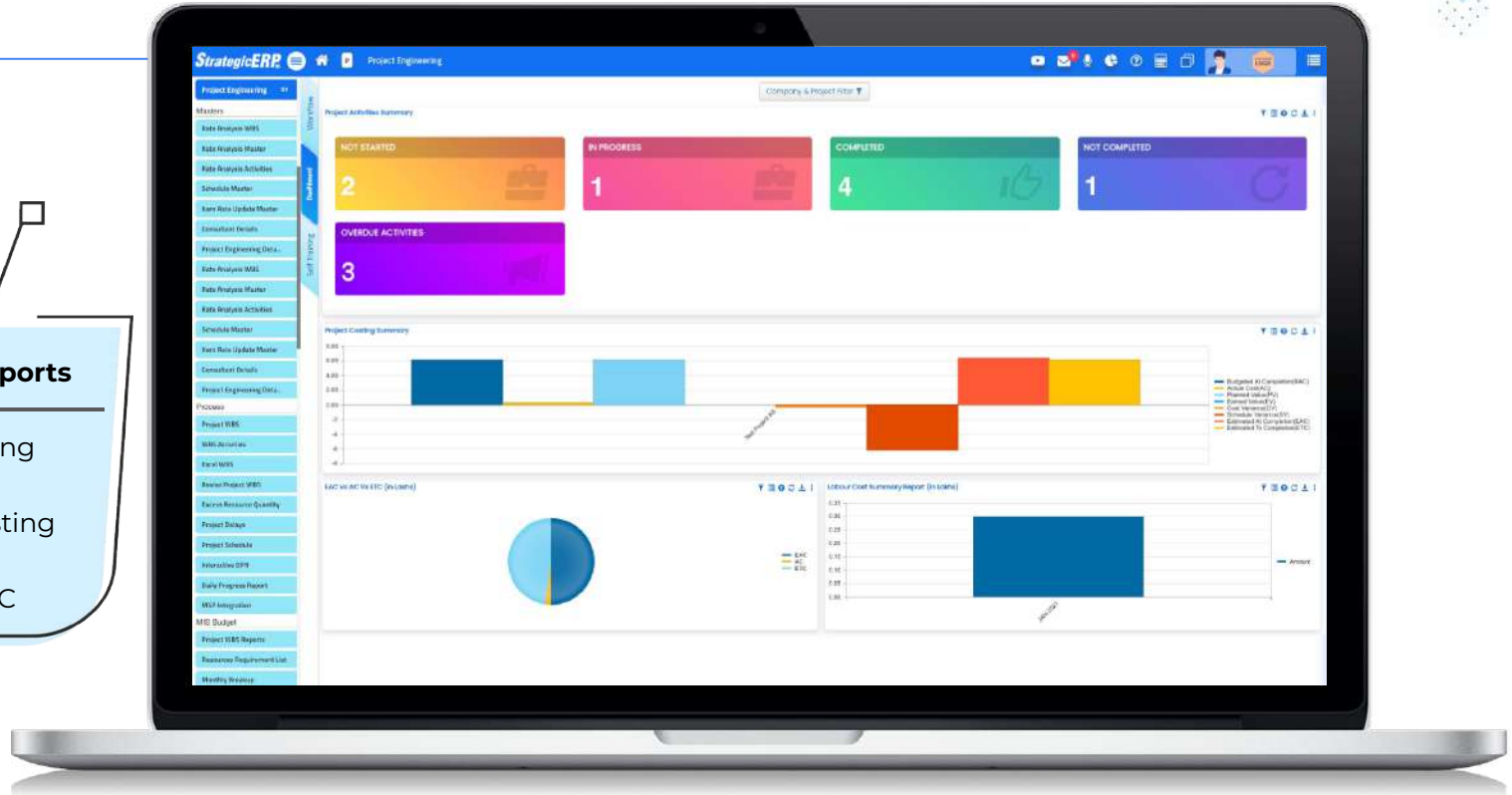


# Dashboard Reports | Project Engineering

## Project Activity Summary

### Other Critical Reports

- Level-Wise Costing Summary
- Month-Wise Costing Summary
- EAC Vs AC Vs ETC



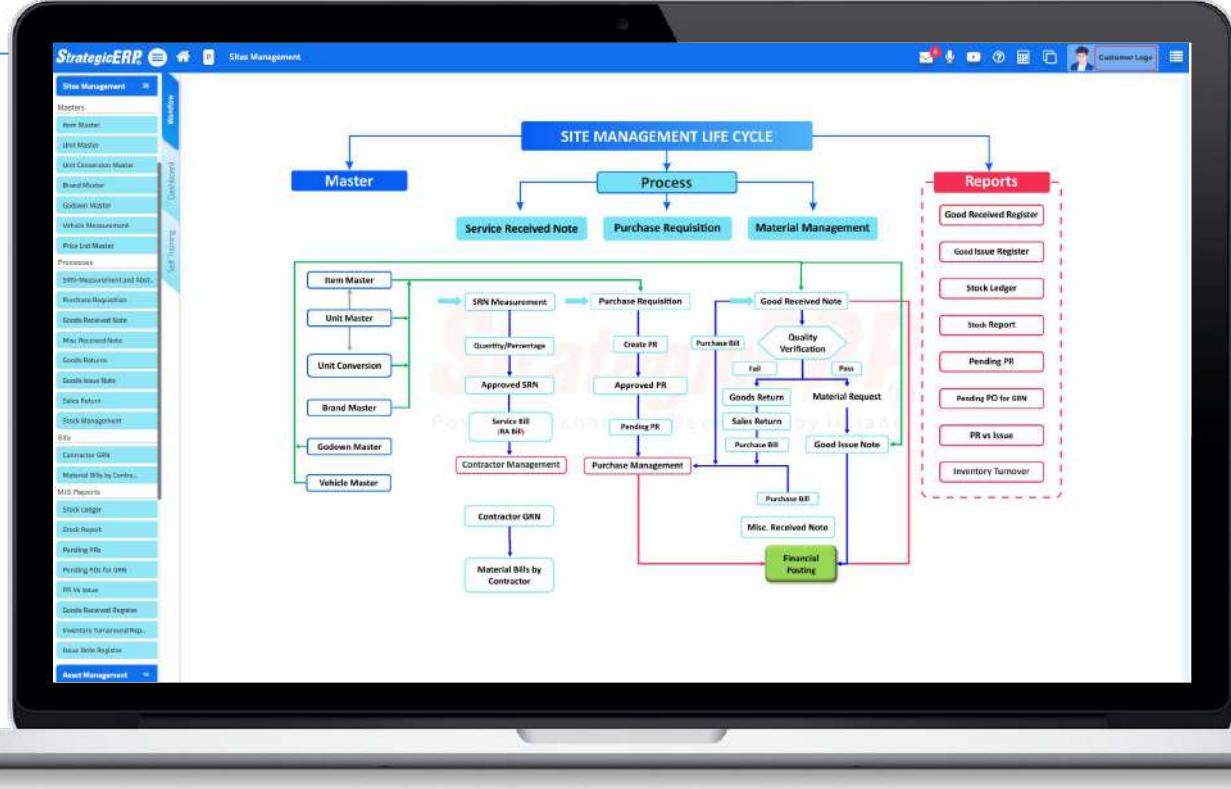
# Real Estate Large Module Flow | Site Management



## Site Management



Manage SRN- Measurement and Abstract, Purchase Requisition, and Goods Received Notes



# MIS Reports | Site Management

PR vs Issue

## Other Critical Reports

- Stock Ledger
- Stock Report
- Pending PRs
- Pending POs for GRN
- Goods Received Register

StrategicERR Stock Report

Name of Company: Delhi Infra PM L30

Project Name: Delhi Head Office

Item Group: %

Voucher No: %

End Date: 30/04/2023

Godwin Name: %

Item Description: %

Start Date: 01/04/2023

Stock Report Summary: Total 7

Sr#	Project Name	Item Group	Item Desc	Item Code	Unit	Opening Stock Qty (A)	Sparring Stock Value	Stock Received Qty (B)	Stock Received Value	Total Stock Qty (C=A+B)	Stock Issue Qty (D)	Project Transfer Qty (E)	Goods Return Qty (F)	Total Issued Qty (G=D+E+F)	Total Issued Value	Closing Stock Qty (H=C-G)	Closing Stock Value
1	Delhi Head Office	Acc Cement	50 kg	ACM0003	Baggs	0.00	0.00	10,075.00	46,66,800.00	16,075.00	15.90	0.00	12.00	27.90	12,208.00	1,988.00	45,01,930.00
2	Delhi Head Office	ADHESIVE	BLOCK ADHESIVE (90%)	MH0001	Baggs	0.00	0.00	95.00	13,040.00	95.00	25.90	0.00	0.00	25.90	5,569.00	49.00	7,544.00
3	Delhi Head Office	Aggs	10mm	A100001	Morets	0.00	0.00	5.00	31,220.00	5.00	0.00	0.00	0.00	0.00	0.00	0.00	31,220.00
4	Delhi Head Office	Aggregates	Rubble	2370004	Can	0.00	0.00	99.00	4,40,900.00	99.00	23.90	0.00	20.00	43.90	2,94,000.00	32.00	1,76,000.00
5	Delhi Head Office	Plumbing	Acryl Pice 150 to mm	PLM0001	N/Ps	0.00	0.00	2,005.00	28,07,000.00	2,005.00	15.90	0.00	10.00	25.90	35,004.00	1,990.00	27,77,000.00
6	Delhi Head Office	Spare Parts	EXHAUST SUCKET BEAR	070004	KGS	0.00	0.00	0.00	376.00	0.00	0.00	0.00	0.00	0.00	276.00	0.00	0.00
7	Delhi Head Office	Water proofing material	Water proofing Or Filt LEP	8000001	Sqft	0.00	0.00	138.00	95,700.00	138.00	0.00	0.00	5.00	5.00	5,750.00	128.00	94,900.00
						0.00			79,80,004.00						3,22,724.00		76,74,366.00

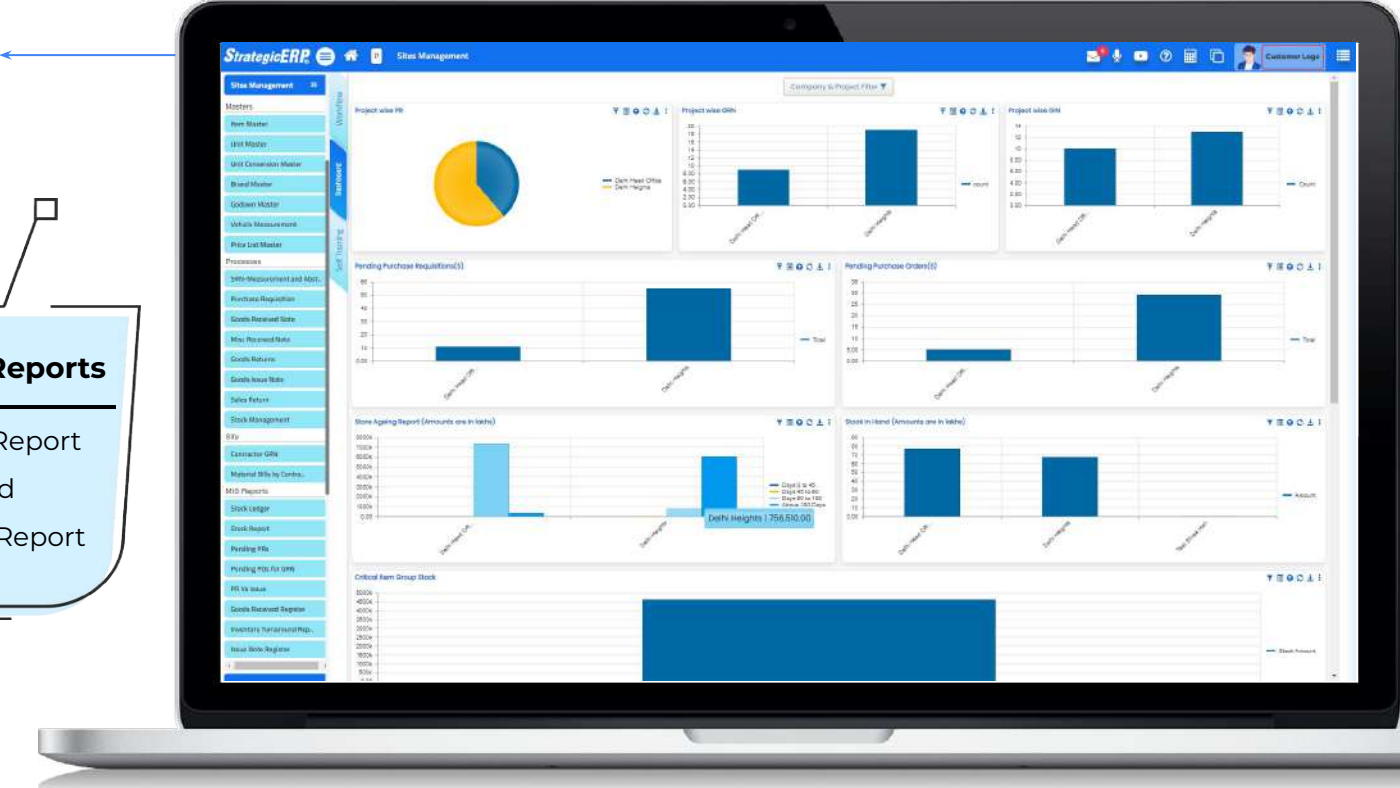
Print (P)

Not Able To See

# Dashboard Reports | Site Management



Project-Wise PR



## Other Critical Reports

- Store Aging Report
- Stock in-Hand
- Stock Aging Report

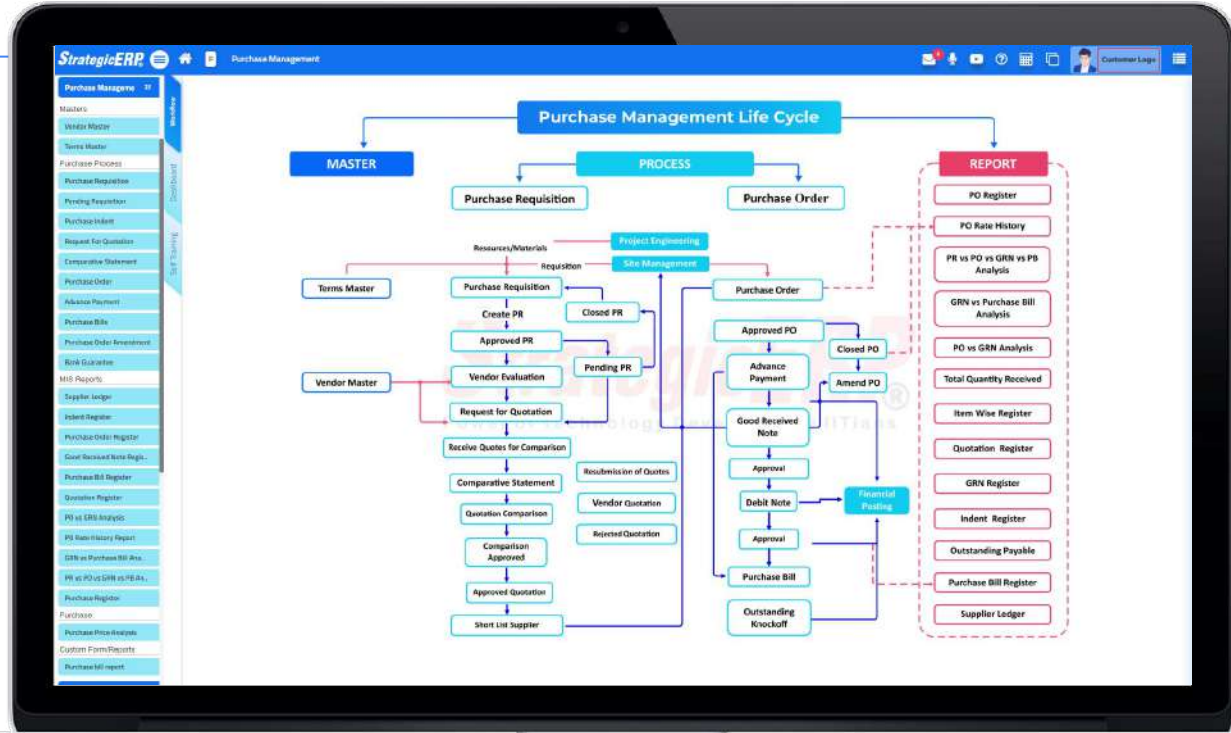


# Real Estate Large Module Flow | Purchase Management



## Purchase Management

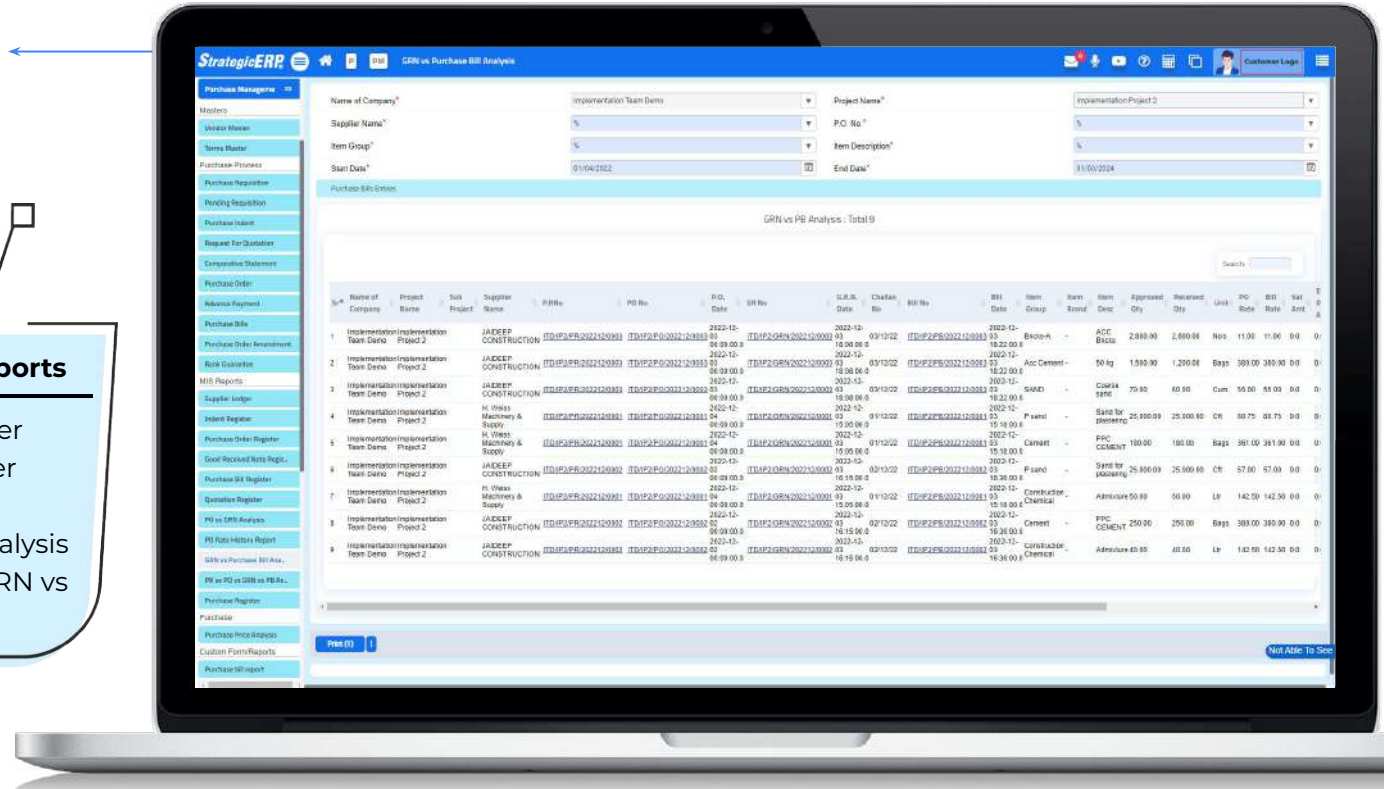
Manage Purchase Requisition, Pending Requisition, Comparative Statement, Shortlist Vendor, Purchase Order, Advance Payment, P.O Closing Quantity, and Vendor Evaluation



# MIS Reports | Purchase Management



## GRN vs Purchase Bill Analysis



### Other Critical Reports

- Supplier Ledger
- Indent Register
- PO Register
- PO vs GRN Analysis
- PR vs PO vs GRN vs PB Analysis



# Dashboard Reports | Purchase Management

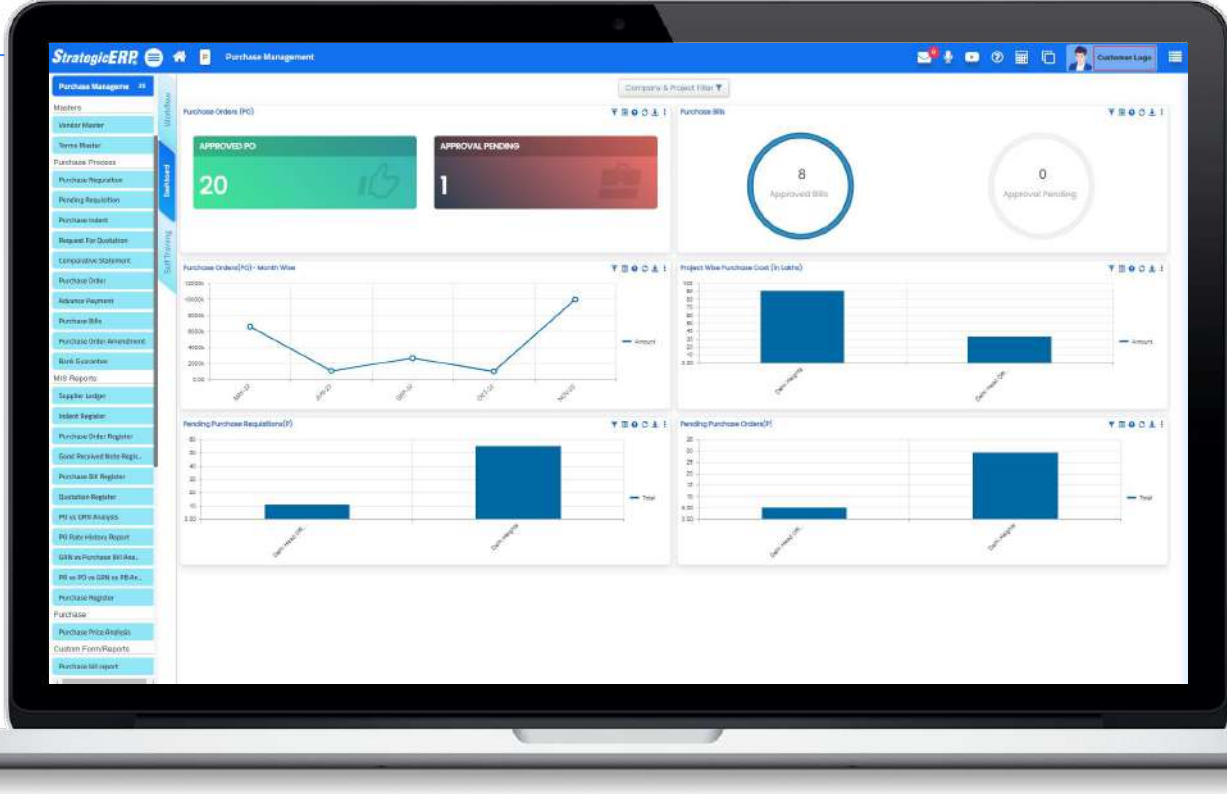


Purchase Order



## Other Critical Reports

- Project-Wise Purchase

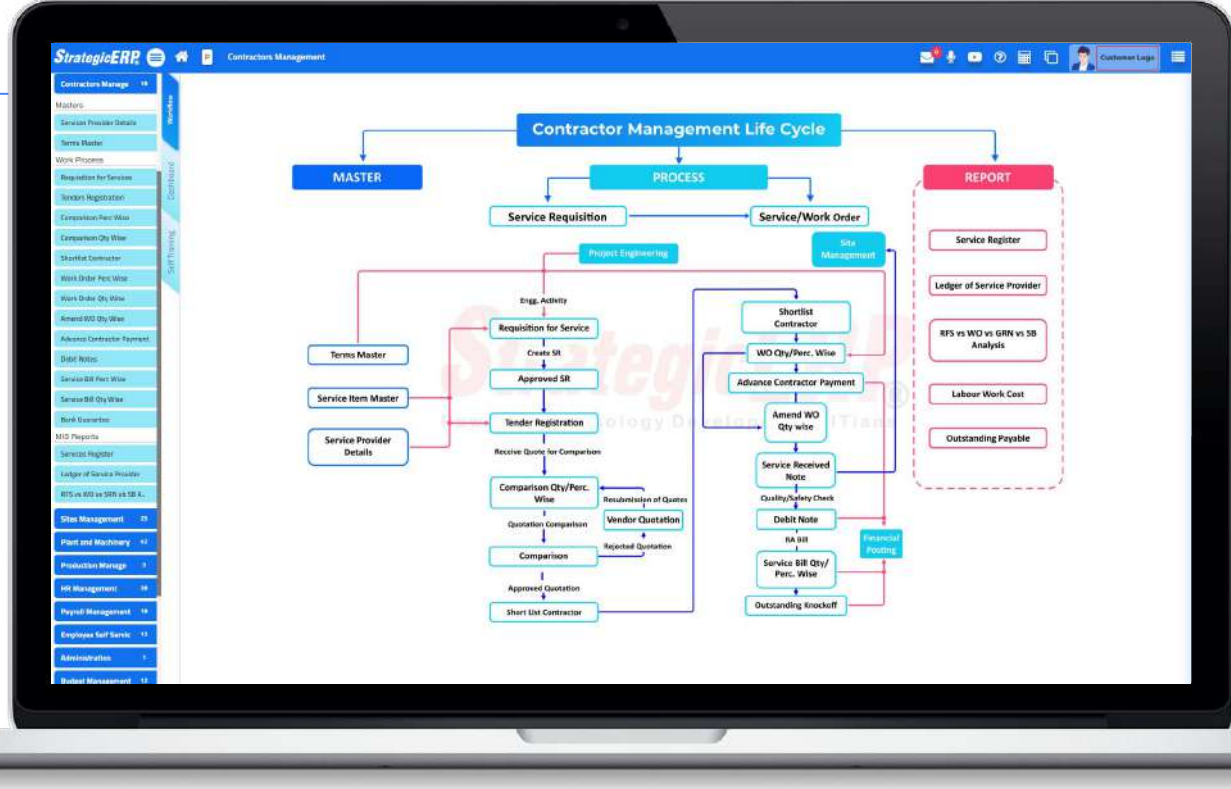


# Real Estate Large Module Flow | Contractors Management



## Contractors Management

Manage Requisition for Services, Tender Registration, Comparison- Perc & Qty Wise, Work Order- Perc & Qty Wise, Amend WO Qty Wise, and Service Bill- Perc & Qty Wise



# MIS Reports | Contractors Management

RFS vs. WO vs. SRN vs. SB Analysis

## Other Critical Reports

- Services Register
- Ledger of Service

The screenshot displays the StrategicERR software interface for 'RFS vs WO vs SRN vs SB Analysis'. The top navigation bar includes 'Contractors Manage' and 'Customer Login'. The left sidebar lists various reports such as 'Services Register', 'Ledger of Service Provider', 'MIS vs SR vs SRN vs SB L...', 'Site Management', 'Plant and Machinery', 'Production Mgmt', 'HR Management', 'Employee Self Serv', and 'Attendance'. The main area shows a form for 'Name of Company' (Dell Info Pvt. Ltd.) and 'Project Name'. Below the form, there's a 'Qty Wise Summary Analysis: Total Qs' section with a search bar. The primary data is presented in a table with the following columns: S-#, Project Name, Sub Project Name, Activity Group, Activity Code, Activity Name, Particulars, Estimate Qty, Estimate Rate, Estimate Amount, Service Request No, Service Request Date, Current Service Request Qty, Balance Service Request Qty, Req. Status, Contractor Name, Work order number, Work order date, Work order qty, Work order rate, WO Amount, Qty from Service Request, and Qty from Service Request.

S-#	Project Name	Sub Project Name	Activity Group	Activity Code	Activity Name	Particulars	Estimate Qty	Estimate Rate	Estimate Amount	Service Request No	Service Request Date	Current Service Request Qty	Balance Service Request Qty	Req. Status	Contractor Name	Work order number	Work order date	Work order qty	Work order rate	WO Amount	Qty from Service Request	Qty from Service Request	
1	Dell Outage	ITPC	WO	ES01-NTPC-1.23	Supply and Filing the complete	Supply and Filing the complete	37,000.00	0.00	0.00	CS2020205	12/12/2022	37,000.00	0.00	Approved	Rajg Traders	Dell10L54W0100230000	12/12/2022	37,000.00	146.50	14,94,500.00	0.00	-5.00	
2	Dell Head Office	SP1	From Kurnar office to CVR Deeg	ES54-SP1-10	Excavation, laying and joining	Excavation, laying and joining	17,170.00	5,143.48	5,39,73,208.26	CS2020210	22/06/2022	17,170.00	16,170.00	Approved				0.00	0.00	0.00	0.00	0.00	
3	Dell Head Office	SP1	From Kurnar office to CVR Deeg	ES54-SP1-11	Decisional testing of 900 mm dia	Decisional testing of 900 mm dia	17,170.00	1,571.71	2,69,06,804.19	CS2020212	22/06/2022	17,170.00	16,170.00	Approved				0.00	0.00	0.00	0.00	0.00	
4	Dell Head Office	SP1	From Kurnar office to CVR Deeg	ES54-SP1-12	After setting of French road	After setting of French road	17,170.00	785.56	1,34,83,216.29	CS2020212	22/06/2022	17,170.00	16,170.00	Approved				0.00	0.00	0.00	0.00	0.00	
5	Dell Head Office	SP1	From Main/Shankar to Kurnar	ES54-SP1-14.1	Excavation, laying and joining	Excavation, laying and joining	22,185.00	79.49	1,77,83,495.85	CS2020220	22/06/2022	22,185.00	21,185.00	Approved	Rajg Traders	Dell10L54W0100230000	22/06/2022	22,185.00	186.00	1,23,003.00	21,385.90	-48.00	
6	Dell Head Office	SP1	From Main/Shankar to Kurnar	ES54-SP1-14.2	Decisional testing of 1000 mm dia	Decisional testing of 1000 mm dia	22,185.00	1,580.49	3,72,81,070.45	CS2020220	22/06/2022	22,185.00	21,185.00	Approved	Rajg Traders	Dell10L54W0100230000	22/06/2022	22,185.00	156.00	1,42,200.00	21,285.00	13.00	
7	Dell Head Office	SP1	From Main/Shankar to Kurnar	ES54-SP1-14.3	After setting of French road	After setting of French road	22,185.00	849.25	1,86,40,946.25	CS2020220	22/06/2022	22,185.00	21,185.00	Approved	Rajg Traders	Dell10L54W0100230000	22/06/2022	22,185.00	126.00	1,29,000.00	21,185.00	7.10	
8	Dell Head Office	SP1		ES01-SP1-11.4	Excavation of soil	Excavation of soil	0.00	0.00	0.00	CS2020222	30/06/2022	0.00	0.00	Approved	Rajg Traders	Dell10L54W0100230000	03/08/2022	1,434.00	0.00	0.00	-3,434.00	0.00	
9	Dell Head Office	SP1			laying of pipes	laying of pipes	0.00	0.00	0.00	CS2020222	30/06/2022	0.00	0.00	Approved	Rajg Traders	Dell10L54W0100230000	03/08/2022	151.00	0.00	0.00	0.00	-510.00	0.00
10	Dell Head Office	SP1			Supply of sand	Supply of sand	0.00	0.00	0.00	CS2020222	30/06/2022	0.00	0.00	Approved	Rajg Traders	Dell10L54W0100230000	03/08/2022	182.00	0.00	0.00	0.00	-8,182.00	0.00

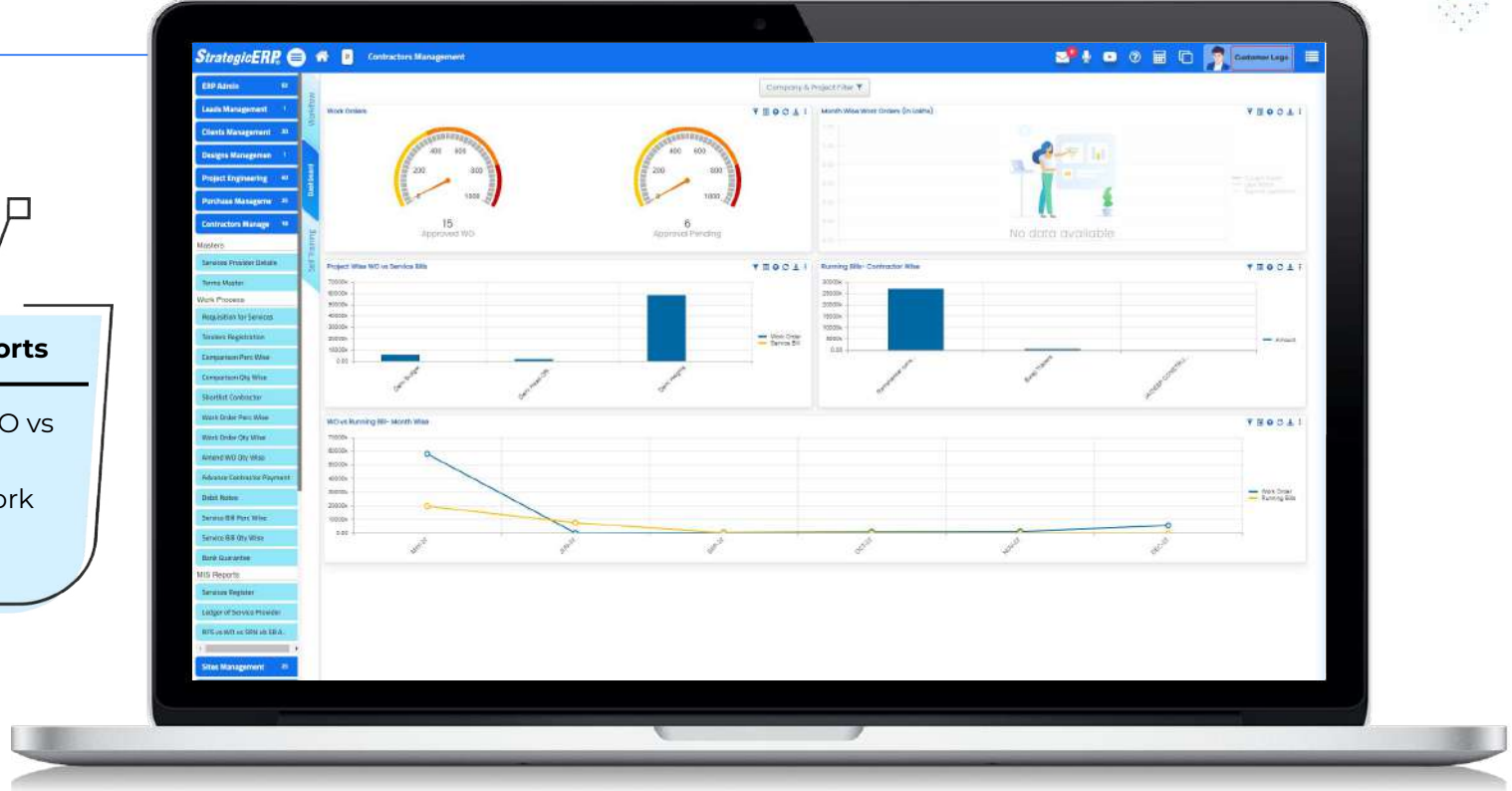
# Dashboard Reports | Contractors Management



Contractors Comparative

## Other Critical Reports

- Project-Wise WO vs Work Done
- Month-Wise Work Orders

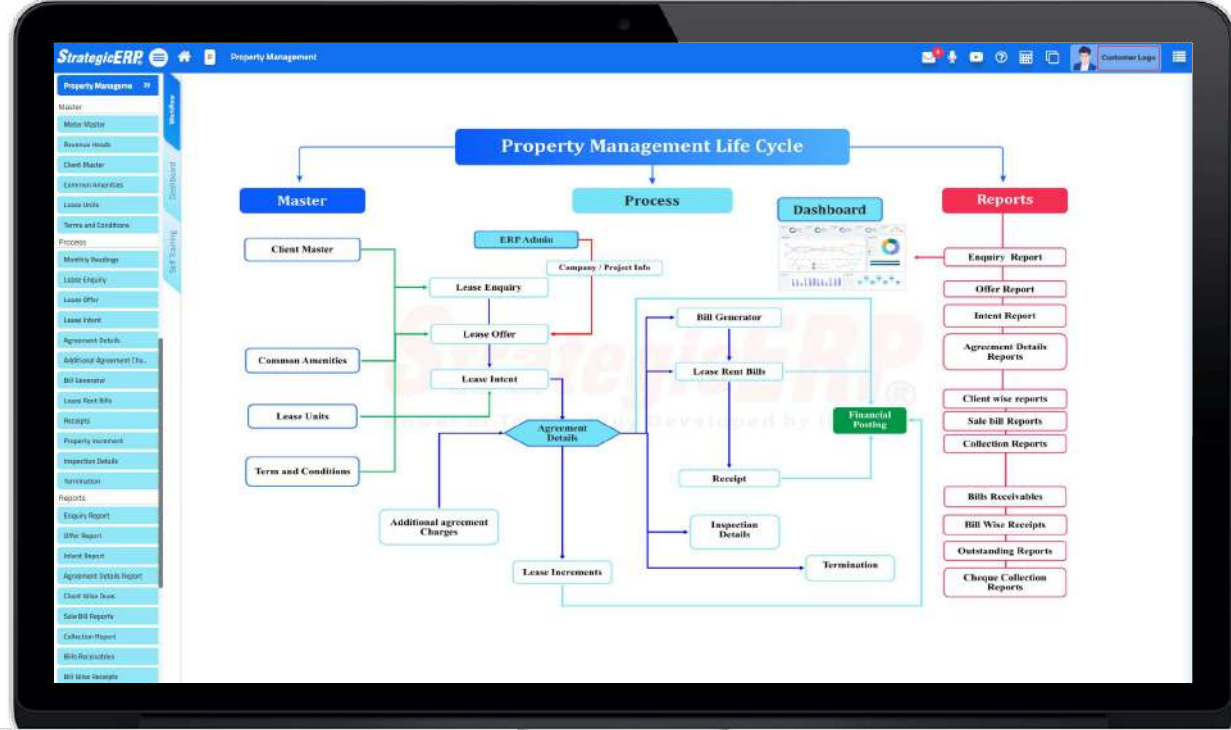


# Real Estate Large Module Flow | Property Management



## Lease & Rent

- Fully Automated Escalations and Recoveries
- User Definable and Programmable Lease Abstracts
- Utility Billing
- Tenant Service Billing
- Property and Tenant Reminder System
- Integration with Industry-Leading Financial Modeling Software



# Real Estate Large Module Flow | Inspection Details Reports

## Dynamic Reports - Lease & Rent

### Other Critical Reports

- Intent Report
- Offer Reports
- Bill-Wise Receipts
- Tenant Dues

The screenshot displays the StrategicERP 'Inspection Details Report' interface. The top navigation bar includes the StrategicERP logo, user profile, and various utility icons. The left sidebar lists report categories such as 'Reports', 'Client Wise Dues', 'Collection Report', and 'Inspection Details Report'. The main content area features a 'Company & Project Filter' dropdown, a 'Save Report' button, and a 'Download Excel' button. A table displays inspection details with columns for Inspection ID, Name of Company, Client Code, Agreement Code, Client Name, Working Date, Remark, Priority, Action Remark, Rectification Date, and Amenities. The Amenities section includes Back Up for L/R, Club House, Cricket Ground, Golf Ground, and Gymnasium. A summary row at the bottom of the table shows totals for each amenity category.

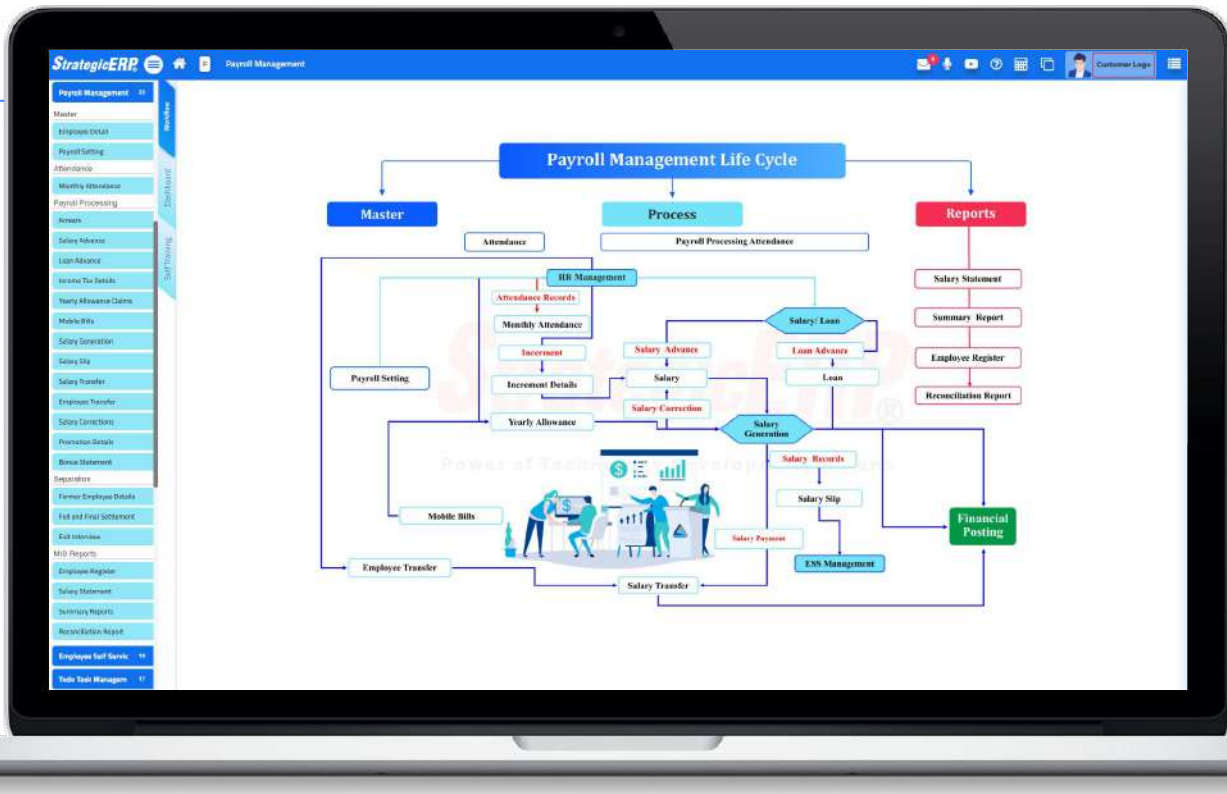
Inspection ID	Name of Company	Client Code	Agreement Code	Client Name	Working Date	Remark	Priority	Action Remark	Rectification Date	Amenities	Back Up for L/R	Club House	Cricket Ground	Golf Ground	Gymnasium
LID0001	XYZ Realty Pvt. Ltd.	LR001	LAD001	Pratik Kaur	2016-11-18 00:00:00.0		Normal			Full	10,000.00	10,000.00	10,000.00	10,000.00	10,000.00
LID0002	StrategicERP	LR0011	LAD0001	Sanjay Jethar	2021-01-17 00:00:00.0	Pending	Normal	Need to check	2021-01-19 00:00:00.0						
Totals:										10,000.00	10,000.00	10,000.00	10,000.00	10,000.00	

# Real Estate Large Module Flow | Payroll Management



## Payroll Management

Manage Employee Details, Company Holidays, Roles and Responsibilities, Recruitment, Attendance, Leave Management, Payroll Processing, and Separation



# MIS Reports | Payroll Management



## Summary Reports



The screenshot displays the 'StrategicERR' software interface. The main content area shows the 'Project Wise Summary' report. The table below represents the data shown in the report:

Sr#	Project Name	Start Date	End Date	Earned Gross	Total Net Salary	To
1	Testing Project123	01/04/2021	30/04/2021	2,41,007.00	2,20,915.00	3.5
2	Testing Project123	01/05/2021	31/05/2021	2,41,007.00	2,20,915.00	3.3
3	Testing Project123	01/06/2021	30/06/2021	2,41,007.00	2,16,376.00	3.3
4	Testing Project123	01/07/2021	31/07/2021	2,41,007.00	2,20,915.00	3.3
5	Testing Project123	01/08/2021	31/08/2021	2,41,007.00	2,20,915.00	3.3
				12,09,436.00	11,32,406.00	15

## Other Critical Reports

- Salary Statement
- Employee Register
- Employee Ledger
- Reconciliation Report





# Dashboard Reports | Payroll Management

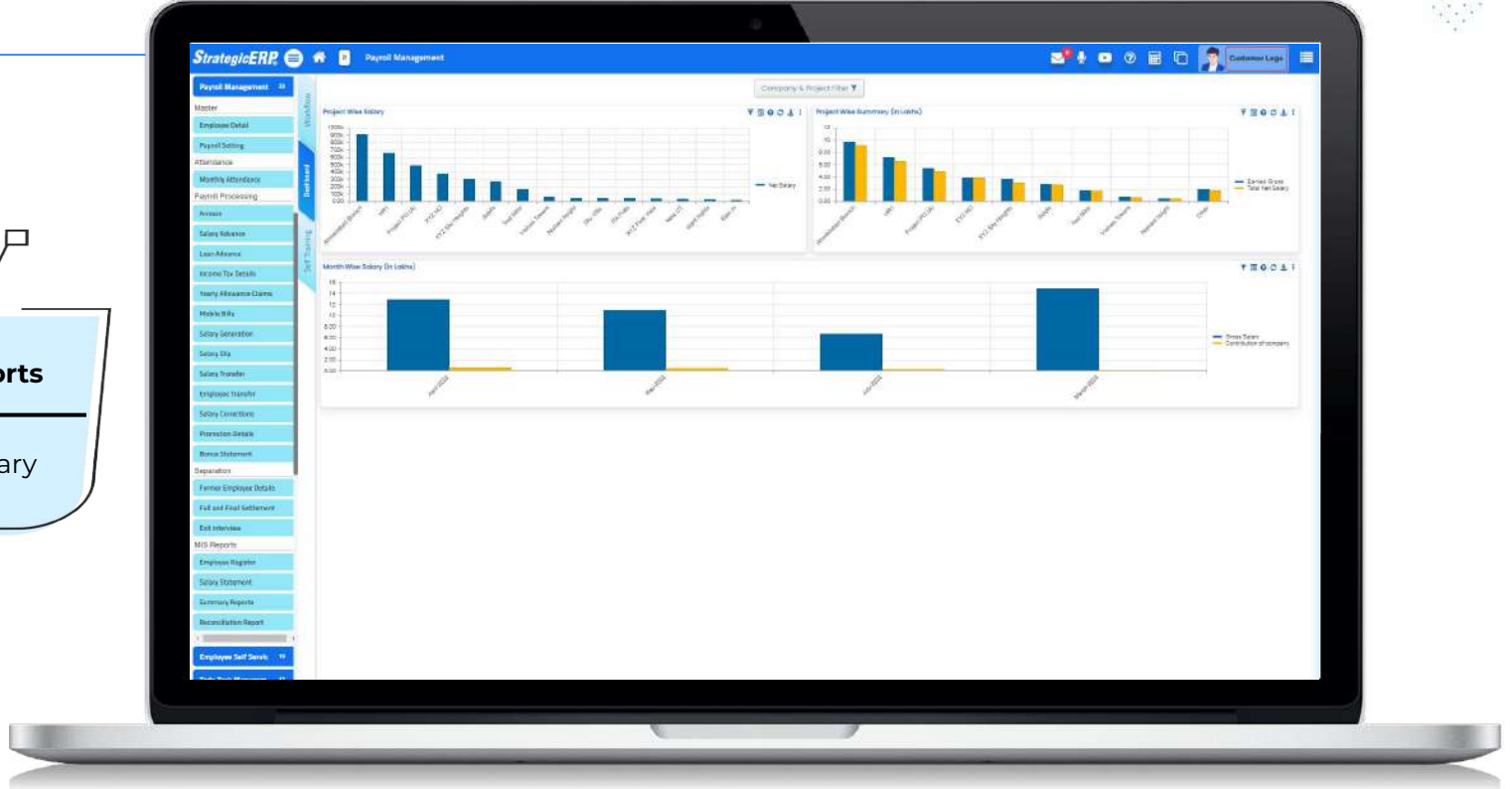


Project-Wise Salary



## Other Critical Reports

- Project-Wise Salary

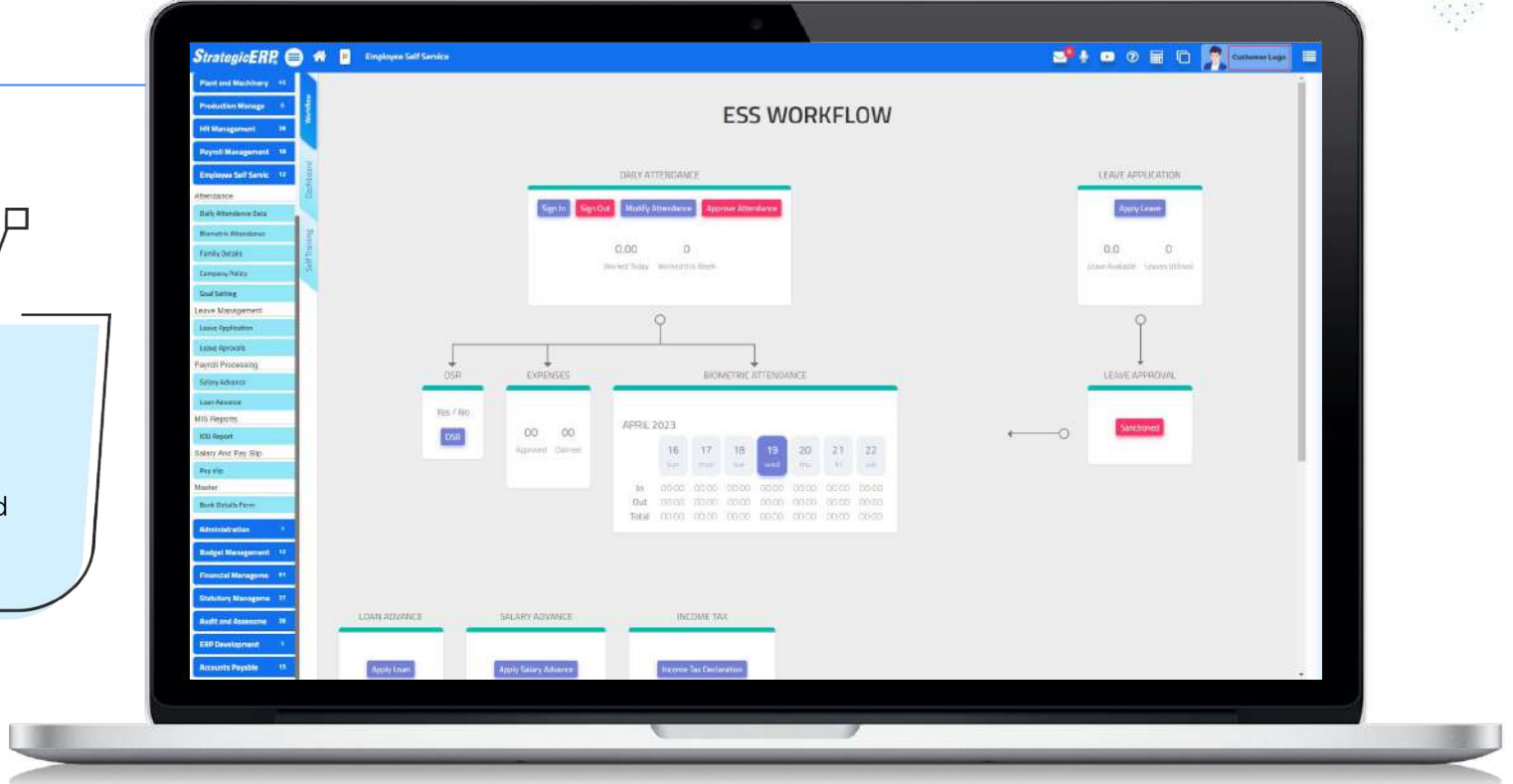


# Real Estate Large Module Flow | Employee Self-Service



Employee Self-Service

Manage Daily Attendance, Leave Application, Salary Advance, Loan Advance, and Transportation Allowance

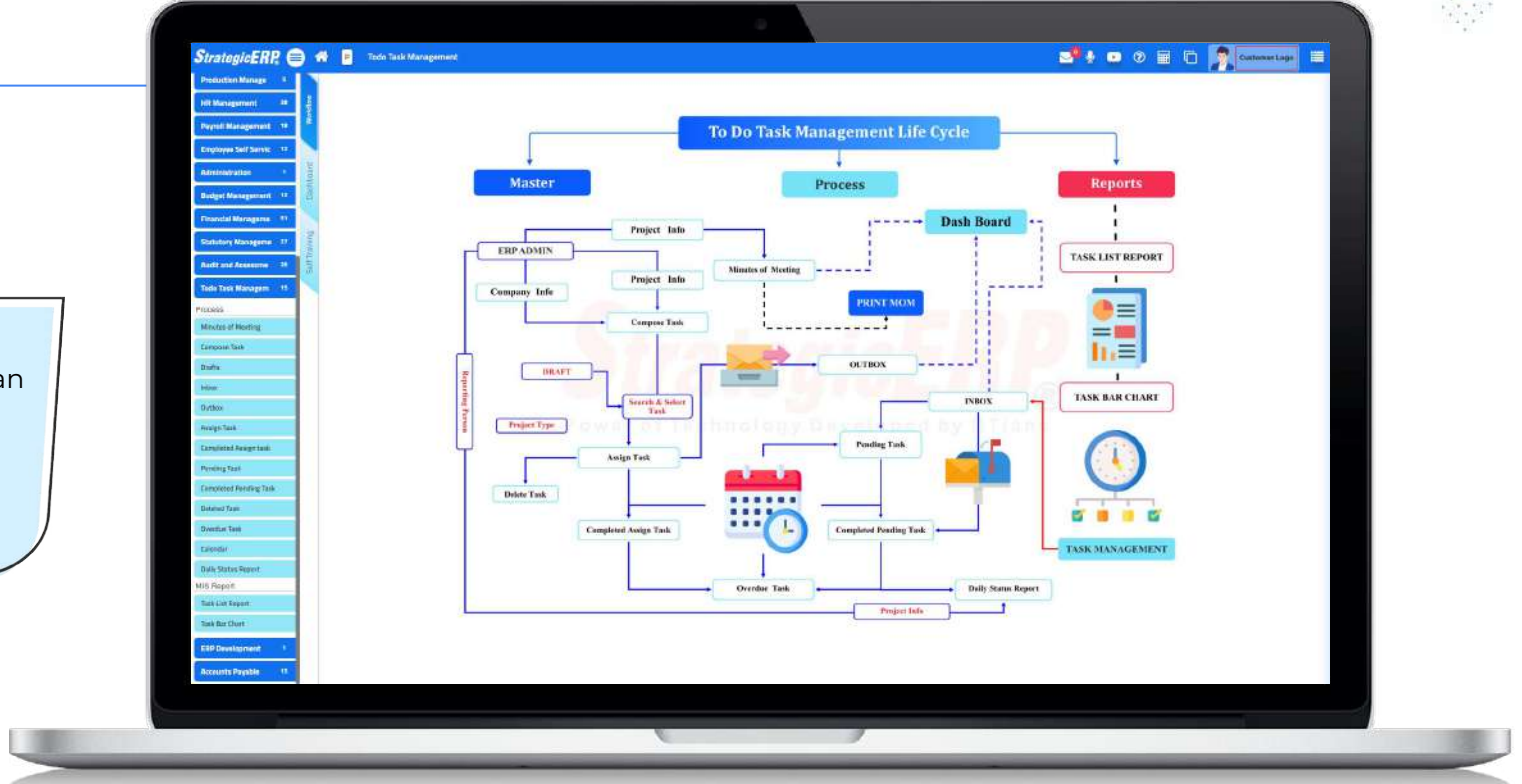


# Real Estate Large Module Flow | Todo Task Management



## Todo Task Management

Assign tasks within an organization



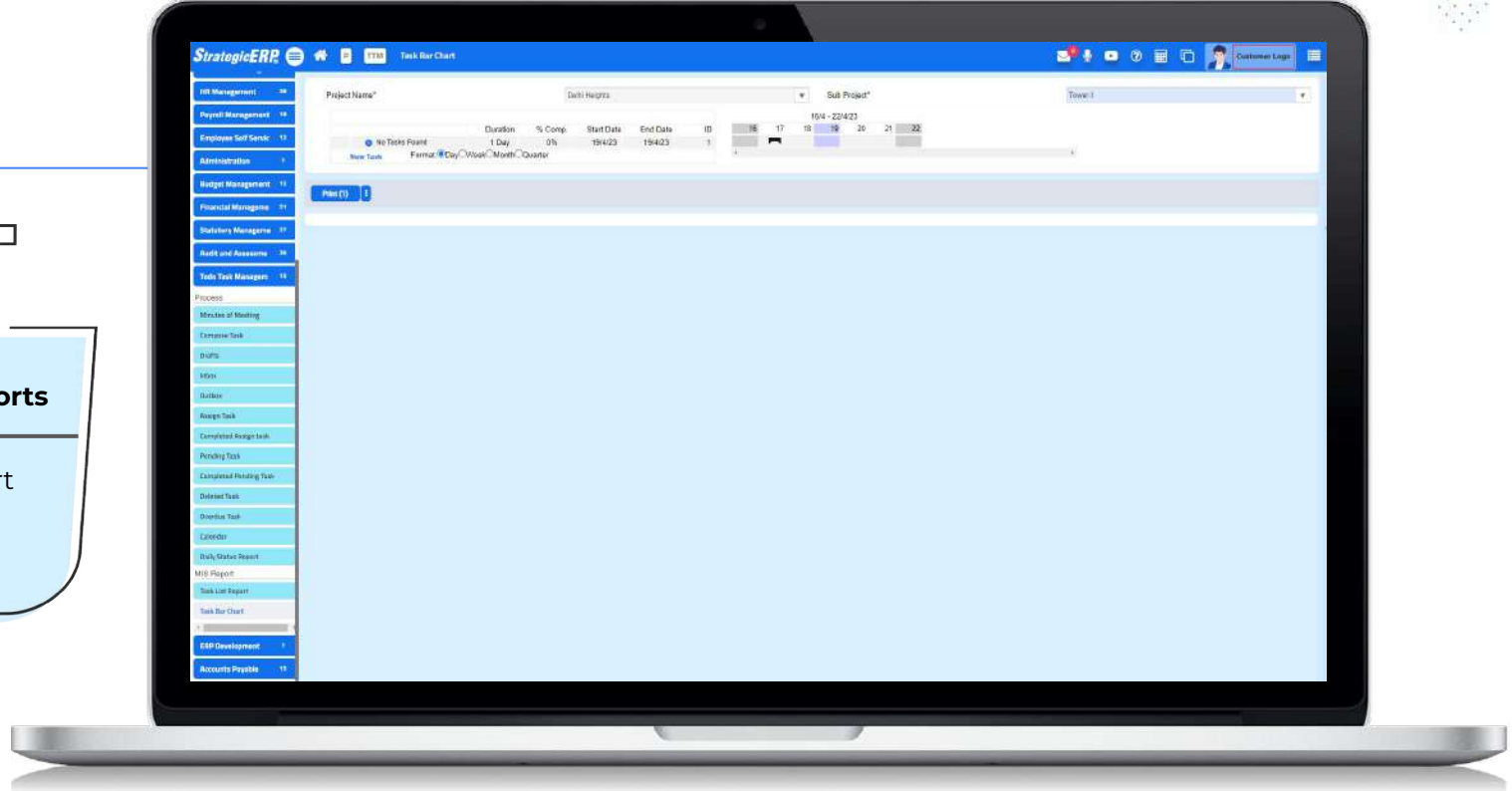
# MIS Reports | Todo Task Management



Task Bar Chart

## Other Critical Reports

- Task List Report
- Task Bar Chart

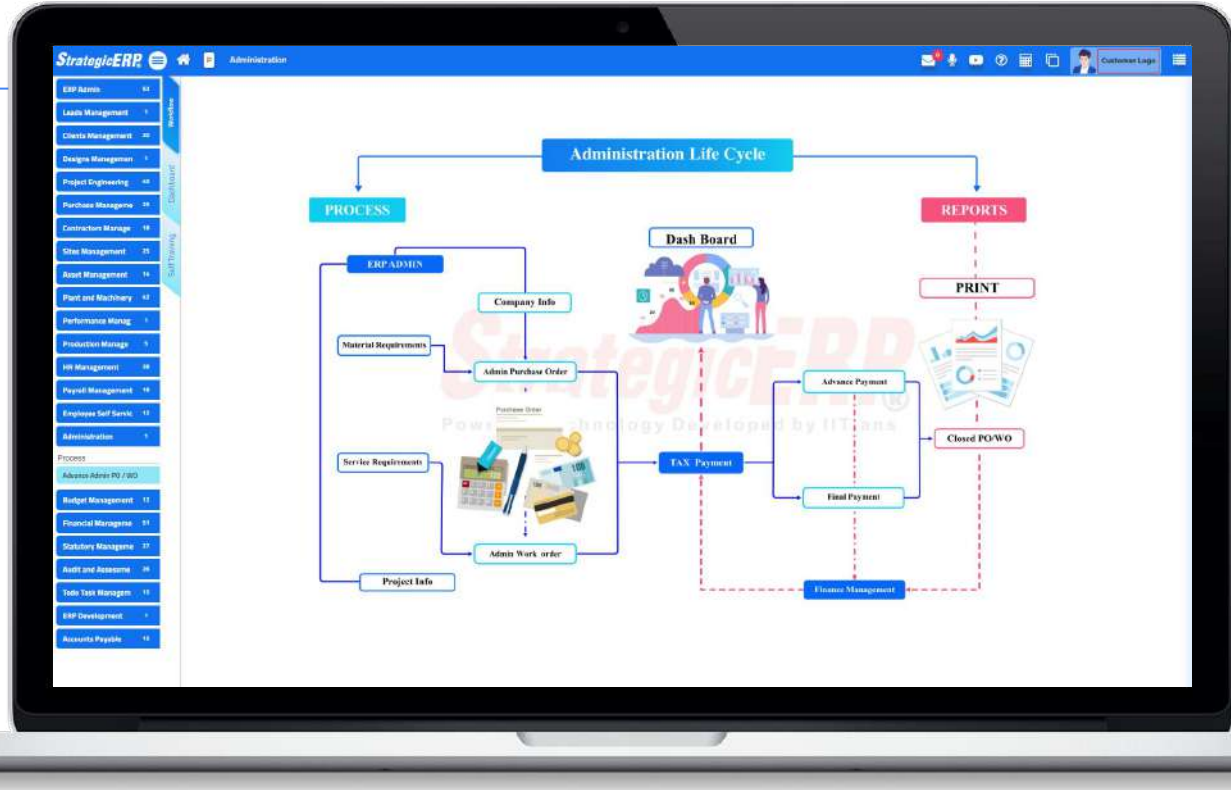


# Real Estate Large Module Flow | Administration



## Administration

Manage Vendor Registration, Material/ Service Request, Material Issue, Admin, PO/WO, Sales Bill Book, Petty Cash and more...



# Dashboard Reports | Administration

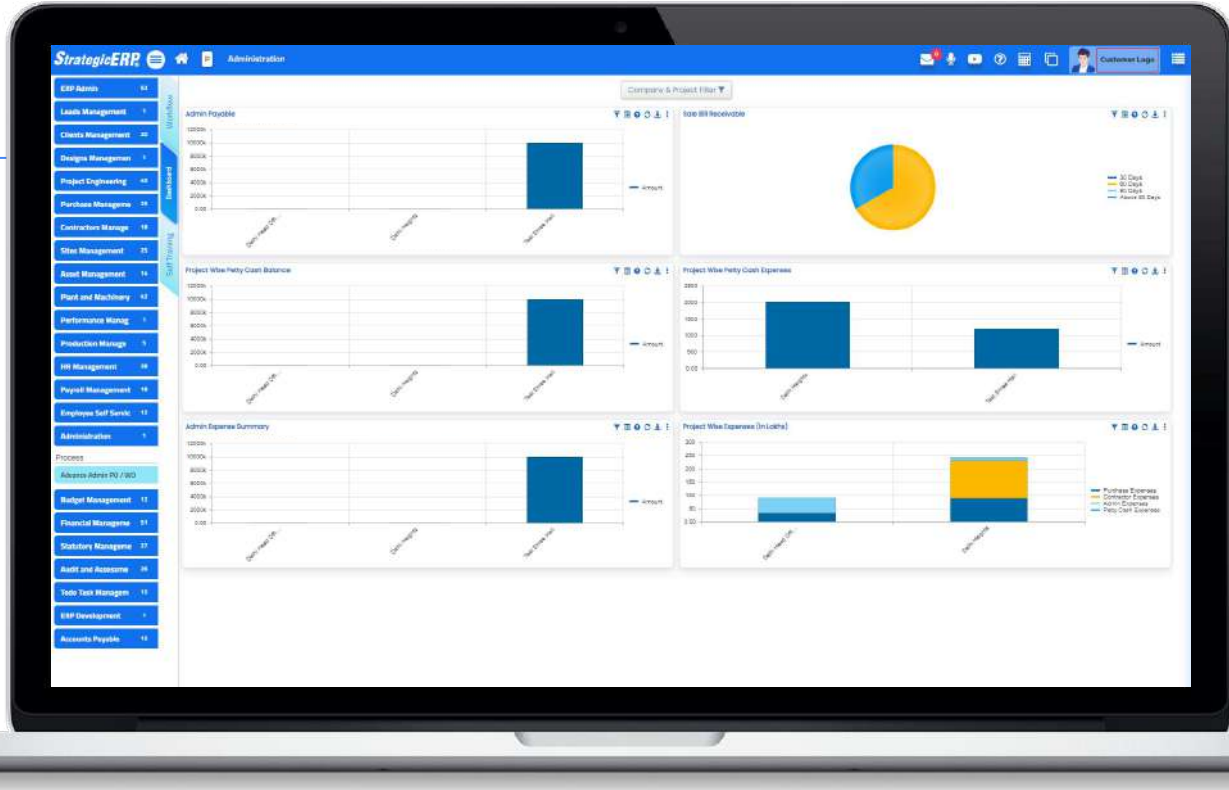


Admin Payable



## Other Critical Reports

- Expense Report
- Sale Bill Receivable
- Project-Wise Petty cash Balance
- Inventory Report



# Real Estate Large: Add-on Modules



Tally Integration



IVR Integration



Email Configuration



Click-to-call



SMS Configuration



Mobile ERP App



Exhibition Integration



Customer App





Website Integration



Partner App



Available On :




Access ERP on Mobile – Anytime , Anywhere



# Mobile ERP App



Available On :



Access ERP on Mobile – Anytime , Anywhere



Available On :



Access ERP on Mobile – Anytime , Anywhere

# Our Association with 1000+ Esteemed Clients





**PAN India**



**Serving Verticals**



**Real Estate**



**Infrastructure**



**Manufacturing**



**Government**



**Prop-Tech ERP Solution  
of The Year 2019, 2022 & 2023**



**Best Construction Software  
of The Year 2019**



**Top 10 ERP Solution  
Providers 2018 & 2022**



**Certified Member**



**25 Fastest Growing  
Enterprise Software  
Companies in  
India**



**IT Partner  
2016**

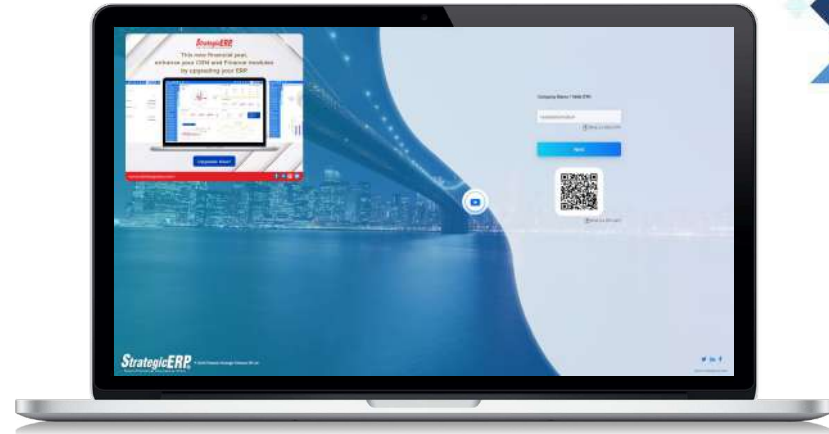


**IT Market Research &  
Product Analysis 2016**



**Brand of The Year  
2014**

# Technical Support



## StrategicERP Support Portal



<http://strategicerpcloud.com/crm/>

Username : support

Password : xyz




+91-22-25750104/5/6



[support@strategicerp.com](mailto:support@strategicerp.com)

# Contact Us



## MUMBAI (CORPORATE OFFICE)

**ITAakash Strategic Software (P) Ltd,**  
5th floor, D S Business Galleria,  
Near Huma Adlabs,  
Beside Toyo House,  
L.B.S. Road, Kanjur Marg (W),  
Mumbai, 400078 INDIA.



+91-22-25770088/25750101



[enquiry@strategicerp.com](mailto:enquiry@strategicerp.com)



Mumbai | Ahmedabad | Pune | Bangalore | Delhi NCR | Hyderabad | Jaipur | Chennai | Doha | UAE | USA | African Continent

